



SELLING:

60 YEARLING BULLS

APRIL 9, 2026



Kyle & Stephanie Carr

(406) 570-4264 (Kyle cell)

Clint & Valerie Carr

(406) 350-4444 (Clint cell)

2025 BULL SALE

THURSDAY, APRIL 9, 2026

1:00 PM

CARR ANGUS - HOBSON, MT



Auctioneer:

Kyle Shobe (406) 366-0472

Directions to Sale Site:

Turn into Hobson from Hwy 87 and turn right before crossing the railroad tracks - follow signs to our white and green calving barn.

Bull and First Breeding Season Guarantee:

We guarantee the fertility status on all our bulls.

All bulls are guaranteed to be sound breeders for the first breeding season unless injury is caused by the buyer's negligence or an act of God. (Breeding season is defined as the 90-day period following the first turnout of the bulls). If a bull needs to be replaced the buyer gets a 50% credit minus salvage value at the next year's sale, a replacement if one is available, or 50% of your money back minus salvage value. The guarantee does not cover death of the bull or any treatable condition such as foot rot or pink eye. Please notify us as soon as possible should an injury occur, and prior to the bull being sold for salvage.

Delivery:

Bull delivery within the state of Montana is free.

We will work with out of state buyers to arrange delivery. Let us know at check out when the best time to deliver the bulls will be. A \$50 discount will be given for bulls picked up on sale day.

Representatives:

Kurt Kangas American Angus (406) 366-4190

Gary Wall (406) 208-8536

Jeff Jedlicka Carr Angus Rep (406) 478-1942

Nate Carr Carr Angus Rep (406) 350-2851

Carson Stevenson Ringman (406) 380-0272

FRONTIER LIVE SALE

This Sale will be broadcast live on www.frontierlivesale.com. To view a sale,

1. Create an account, if you have already done so skip to next step. To create a new account, click on the word **Registration** in the upper right hand corner. You must fill out the information requested. Then click **Create Account**. An email will be sent to your email account you provided. Please click the link in the email to activate your new account.

2. Once you click the link, your account will now be activated

3. At this point, you may click **Continue To Browse Our Site**. This will allow you to view all upcoming auctions.

4. Once you see the auction you are interested in, click **Get Approved To Bid** for absentee and live bidding.

5. Please enter your information in the form. Depending on the auctioneer, different information may be requested. Click **I agree to sale terms and conditions**. Congratulations! You are now approved for the auction. Now that you're approved you can participate in the auction and bid on its items.

6. Login on sale day with the credentials provided at registration.

Call 866-313-0123 for tech help.



Sight Unseen Purchase

Guarantee:

If you are unable to make the sale, let us or any of our representatives know what you are looking for and we will take care of your bid. We guarantee complete satisfaction for bulls purchased in this manner.

Viewing the Cattle:

Cattle will be available for viewing at the sale site in Hobson on April 9th. You are welcome to walk through the bulls before the 9th - just give us a call.

Terms & Conditions:

Bulls sell under the suggested terms and conditions of the American Angus Association. All bulls sell with full possession and 1/2 semen sharing interest.

PICTURES:

Due to circumstances beyond our control, pictures were not available at press time. Pictures will be posted on our website and videos available at www.frontierlivesale.com.



TALLBOYS TAVERN

Join us for lunch served by Tall Boys Tavern.

www.CarrAngus.com

Carr Angus



Welcome to the 9th annual Carr Angus Production Sale. First, we would like to thank all our past customers and everyone who has attended our sales. Looking forward we are continuing our goal of providing high quality genetics from breed leading AI sires. We keep an eye towards improving production while maintaining a sound, well balanced bull that is ready to go to work for our customers.

This sure is an exciting time to be part of the cattle industry! Record calf and bred animal prices indicate these good times could be here for a while. As we enjoy this market, it is now more important than ever to maintain quality and take advantage of the opportunity to move your herd forward. Selecting bulls that will improve your genetics is an important part of that.

All bulls offered have been DNA tested with Zoetis Genetic testing to improve the accuracy of our data and give a more reliable product. We are strong believers in the idea that you need to use all the tools available. While we have endeavored to continually improve our EPDs through more accurate selection with DNA testing, we have also worked just as hard to maintain a set of cows that will produce calves with outstanding phenotype that are able to work for the commercial cattleman. We truly believe that this requires a multi-trait approach including calving ease, growth, carcass merit, maternal excellence, and docility and any cow that does not check all those boxes is culled from the herd.

This set of yearling bulls are made up of our top January and February calves. These bulls have been heavily culled to leave only the cream of the crop, a group of bulls we are willing to stand behind as we send them to work on your operation. The bulls that were selected for this sale averaged 748 pounds on September 15th when we weaned. They did well on test gaining an average of 3.3 pounds per day. Top to bottom this is an excellent set of calves that really represent what we strive to produce to meet the needs of today's beef industry.

We have some exciting new sire groups to look out for in this offering. The sons of Basin Jameson 1076 really stand out, Diamond Marvel 9L47's first calf crop really impressed us, they are all very balanced and a very even sire group top to bottom. CAR Hobson has another great set of calves with a lot of calving ease and explosive growth throughout but also his real influence on our herd is shown through having 8 daughters with bulls in this sale.

We look forward to having you be part of our sale. If you are unable to attend on April 9th you can reserve a bid with us or one of our representatives. Bulls will be available for viewing at Carr Angus Ranch on Wednesday, April 8th until the sale. If you would like to view them any time between now and then, call either Kyle or Clint and we would be happy to accommodate you.

Thank you for taking the time to consider our offering. We'll see you on sale day!

Sincerely,

The Carrs

Clint & Valerie Carr
Kyle & Stephanie Carr



Comparing Carr Angus Bulls to Angus Breed Averages 60 Sale Bulls

| Carr Angus Bull Average | | Sale Bulls meet or Exceed Breed Avg | Angus Breed Average | |
|-------------------------|-------|-------------------------------------|---------------------|-------------------------|
| Calving Ease Direct EPD | +8 | 43 | +6 | Calving Ease Direct EPD |
| Birth Weight EPD | +0.5 | 44 | +1.2 | Birth Weight EPD |
| Weaning Weight EPD | +82 | 57 | +68 | Weaning Weight EPD |
| Yearling Weight EPD | +162 | 57 | +120 | Yearling Weight EPD |
| Scrotal EPD | +1.13 | 40 | +0.89 | Scrotal EPD |
| Milk EPD | +27 | 35 | +27 | Milk EPD |
| Heifer Pregnancy EPD | +12.8 | 39 | +11.7 | Heifer Pregnancy EPD |
| Docility EPD | +23 | 43 | +19 | Docility EPD |
| Carcass Weight EPD | +65 | 46 | +56 | Carcass Weight EPD |
| Marbling EPD | +0.95 | 43 | +0.78 | Marbling EPD |
| \$ Maternal Value | +70 | 38 | +66 | \$ Maternal Value |
| \$Weaning Value | +83 | 53 | +65 | \$Weaning Value |
| \$Beef Value | +182 | 45 | +155 | \$Beef Value |
| \$Combined Index | +292 | 43 | +268 | \$Combined Index |



ABOVE AVERAGE GOALS REQUIRE TARGETED BULLS

Aim High

The Targeting the Brand™ logo highlights registered Angus bulls with greater genetic potential to produce calves that meet the most challenging specifications of the *Certified Angus Beef®* brand.

Only 1 in 4 non-parent Angus bulls qualify.

Minimum Genetic Requirements

| | |
|---------------------------------|-------|
| Marbling EPD (Marb) | +0.65 |
| Dollar Grid Carcass Index (\$G) | +55.0 |



For more information on Targeting the Brand™ visit CABcattle.com.

About our cattle . . .

After calving, our pairs spend the Spring and Summer on pasture near Hobson and North of Moccasin. Our calves are raised with NO creep feed.

Our bulls were weaned September 15th and put on feed. They are fed by Jeremy Grove at his facility near Moccasin. They are on a high roughage ration and on average gained 3.26 lb per day between weaning and yearling weight. They were vaccinated at branding and weaning with Vista 1, Vision 7 Somubac and Ultrabac. The bulls were fertility tested on March 3rd and were poured again. At weaning on October 14th, our heifer calves averaged 660 lbs. They wintered very well and are ready to set up for mid April AI breeding.

Over the past decade we have intensively selected and culled our mother cows for phenotype, performance, mothering ability and disposition. We are pleased with the results of our program as we continue to move our Angus herd forward to provide the best possible genetics not only for our program, but for improving our customer's cattle herds.



How to read the information printed with each sale lot

Expected Progeny Difference (EPD), is the prediction of how future progeny of each animal are expected to perform relative to the progeny of other animals listed in the database. EPDs are expressed in units of measure for the trait.

GROWTH EPDs:

Calving Ease Direct (CED), is expressed as a difference in percentage of unassisted births, with a higher value indicating greater calving ease in first calf heifers. It predicts the average difference in ease with which a sire's calves will be born when he is bred to first-calf heifers.

Birth Weight EPD (BW), expressed in pounds, is a predictor of a sire's ability to transmit birth weight to his progeny compared to that of other sires.

Weaning Weight (WW) & Yearling Weight (YW), expressed in pounds, is a predictor of a sire's ability to transmit weaning & yearling growth to his progeny compared to that of other sires.

Scrotal Circumference EPD (SC), expressed in centimeters, is a predictor of the difference in transmitting ability for scrotal size compared to that of other sires.

MATERNAL EPD:

Milk EPD (Milk), is a predictor of a sire's genetic merit for milk and mothering ability as expressed in his daughters compared to daughters of other sires. In other words, it is that part of a calf's weaning weight attributed to milk and mothering ability.

20 CAR Marvel N361

| | | | | | | | |
|--------------------------------|-------------|-----------------------------|-------------|----------------|-------------|--------------|--------------|
| Calved: 01/15/25 | | Musgrave 316 Stunner | | Reg. #21336773 | | | |
| Mohnen Marvel | | Mohnen Pride 1288 | | Act BW | 205 Wt | | |
| Diamond Marvel 9L47 | | Basin Payweight 1682 | | 81 | 690 | | |
| Diamond Lady Denver F365 | | RB Lady Denver 167-428 | | 365 Wt | SC | | |
| Diamond Reno 7281 | | Spring Cove Reno 4021 | | 1157 | 35cm | | |
| CAR Lady Payweight L171 | | 2XL Clova Pride 6230 | | \$W | +86 | | |
| Diamond Lady Payweight 838J | | 2XL Bronc 8153 | | \$B | +192 | | |
| | | ICC Lady Payweight 428-6322 | | \$C | +327 | | |
| CED | BW | WW | YW | Milk | CW | Marb | RE |
| +13 | +0.1 | +85 | +147 | +25 | +66 | +1.43 | +0.17 |
| Top 10% CED | Top 15% DOC | Top 15% \$C | Top 25% HS | | | | |
| Top 10% RADG | Top 15% HP | Top 20% MW | Top 25% CEM | | | | |
| Top 10% Marb | Top 15% \$W | Top 25% BW | Top 25% \$M | | | | |

CAB Target the Brand

Indicates bulls with greater genetic potential to produce calves that meet the most challenging specifications of Certified Angus Beef. **77% of the bulls in this offering meet this elite criteria.**

HD50K - Indicates bull is 50K genomic tested. Actual Data on each bull is available upon request.

EPD Percentile Ranking

Angus breed comparison of EPDs to other non-parent bulls.

CARCASS EPDs:

Carcass Weight EPD (CW), expressed in pounds is a predictor of the differences in hot carcass weight of a sire's progeny compared to progeny of other sires.

Marbling EPD (Marb), expressed as a fraction of the difference in USDA marbling score of a sire's progeny compared to progeny of other sires.

Ribeye Area EPD (RE), expressed in square inches, is a predictor of the difference in ribeye area of a sire's progeny compared to progeny of other sires.

\$VALUE INDEXES:

Multi-trait selection indexes to assist beef producers by adding simplicity to genetic selection decisions. **\$Values are reported in dollars per head.** The \$Value is an estimate of how future progeny of each sire are expected to perform, on average, compared to progeny of other sires in the database if the sires were randomly mated to cows and if calves were exposed to the same environment.

Weaned Calf Value (\$W), is the expected average difference in future progeny performance for preweaning merit. \$W includes both revenue and cost adjustments associated with differences in birth weight, weaning direct growth, maternal milk, and mature cow size.

Beef Value (\$B), is the expected average difference in future progeny performance for postweaning and carcass value compared to progeny of other sires.

*EPDS current as of 3/07/2025

Reference Sire



CAR Hobson

Calved 02/02/19 Reg. *19486075
 KG Solution 0018 MOGCK Sure Shot
DL Sonic 444 KG Rito Lady 8724
 DL Barbara 792 Connealy Consensus 7229
 DL Barbara 1199



Still in the Rough 201 Diamond in the Rough \$W **+79**
 Diamond Blackbird Lady 6240 \$B **+163**
Diamond Perfection 481E WMR Timeless 458 \$C **+278**
 Diamond Perfection 0224 Diamond Perfection T587

| CED | BW | WW | YW | Milk | CW | Marb | RE |
|------------|-------------|------------|-------------|------------|------------|------------|------------|
| +13 | -1.8 | +85 | +152 | +21 | +57 | +89 | +41 |

- A long time herd sire at Carr Angus, Hobson is a standout in terms of calving ease, growth, and docility.
- His sons perform well and his daughters are easy working, gentle cows with excellent udders who calve easy and perform as illustrated by how many of his daughters have bulls in this sale.

Reference Sire



Basin Jameson 1076

Calved 04/18/2021 Reg. *20071781
 Basin Advance 3134 G A R Progress
Basin Deposit 6249 Basin O Lass 1663
 Basin Lucy 4288 EXAR Denver 2002B
 Basin Lucy 1037



EXAR Monumental 6056B 3F Epic 4631 \$W **+110**
 FWY 7008 of C085 4029 \$B **+216**
Basin Joy 9140 Basin Rainmaker P175 \$C **+363**
 Basin Joy 5367 Basin Joy 1036

| CED | BW | WW | YW | Milk | CW | Marb | RE |
|-----------|-------------|-------------|-------------|------------|------------|--------------|------------|
| +9 | +2.2 | +106 | +170 | +29 | +89 | +1.76 | +86 |

- Jameson offers breed leading performance and carcass merit.
- His bull calves in this offering provide tremendous length and a lot of power.

Reference Sire



Mohnen Marvel
 Sire of Diamond Marvel 9L47

Diamond Marvel 9L47

Calved 01/18/2023 Reg. +*20703062
 Musgrave 316 Stunner LD Capitalist 316
Mohnen Marvel MCATL Blackbird 831-1378
 Mohnen Pride 1288 HA Cowboy Up 5405
 Mohnen Pride 1512



Basin Payweight 1682 Basin Payweight 006S \$W **+72**
 21AR O Lass 7017 \$B **+151**
Diamond Lady Denver F365 EXAR Denver 2002B \$C **+262**
 RB Lady Denver 167-428 R B Lady Party 167-305

| CED | BW | WW | YW | Milk | CW | Marb | RE |
|------------|-------------|------------|-------------|------------|------------|--------------|------------|
| +11 | -0.5 | +77 | +137 | +21 | +52 | +1.00 | +09 |

- Our selection from the 2023 Diamond Dot Angus Fall sale, Marvel offers a well balanced EPD profile highlighted by excellent calving ease.
- His first crop of calves performed well with an average weaning ratio of 102.

Reference Sire



Diamond Cavalry 104

Calved 01/04/2021 Reg. +*20301628
 Connealy Cavalry 1149 Connealy Consensus
JVC Cavalry V3326 Brista of Conanga 927T
 Brusett Forever W857 TC Franklin 619
 Brusett Forever 827



K C F Bennett Southside Nichols Extra K205 \$W **+92**
 K C F Miss 208 S11 \$B **+189**
2XL Clova Pride 6230 A A R TenX 7008 \$C **+316**
 Blackstone Pride 3003 RRR Pride 0198

| CED | BW | WW | YW | Milk | CW | Marb | RE |
|-----------|-------------|------------|-------------|------------|------------|------------|------------|
| +5 | -1.0 | +98 | +164 | +19 | +79 | +90 | +61 |

- Our selection from the 2022 Diamond Dot Angus sale.
- Cavalry offers a ton of thickness and power in a moderate frame along with elite docility.
- Talk to us about semen availability.

Reference Sire



Baldrige Working Class

Calved 05/29/2022 Reg. #20420686

| | | | |
|-----------------------|-----------------------------|-----|-------------|
| Basin Advance 3134 | S S Niagara Z29 | | |
| Basin Deposit 6249 | Tehama Elite Blackbird D826 | | |
| Basin Lucy 4288 | KM Broken Bow 002 | | |
| | Cherry Crk Envita 1042 S | | |
| EXAR Monumental 6056B | Mogck Bullseye | \$W | +73 |
| Basin Joy 9140 | Miss Blackcap Ellston J2 | \$B | +172 |
| Basin Joy 5367 | G A R Prophet | \$C | +307 |
| | Baldrige Isabel Y69 | | |

| CED | BW | WW | YW | Milk | CW | Marb | RE |
|------------|-------------|------------|-------------|------------|------------|--------------|--------------|
| +17 | -3.5 | +66 | +122 | +29 | +48 | +1.19 | +1.40 |

Working Class offers 5 star phenotype along with tremendous calving ease which is on display among his sons offered here.

Reference Sire



Basin Jumbo 1315

Calved 04/04/2021 Reg. #20102954

| | | | |
|---------------------------|---------------------------|-----|-------------|
| Basin Payweight 1682 | Basin Payweight 006S | | |
| Basin Payweight Plus 6048 | 21AR O Lass 7017 | | |
| EXAR Royal Lass 2810 | Connealy Consensus 7229 | | |
| | Exar Royal Lass 1067 | | |
| Basin Rainmaker P175 | Basin Rainmaker 747L | \$W | +77 |
| Basin Lucy 3150 | Basin Blackbird Lady 693L | \$B | +203 |
| Basin Lucy 1667 | Hoover Dam | \$C | +332 |
| | Basin Lucy W213 | | |

| CED | BW | WW | YW | Milk | CW | Marb | RE |
|-----------|-------------|------------|-------------|------------|------------|--------------|--------------|
| +9 | +2.5 | +88 | +154 | +23 | +77 | +1.12 | +1.04 |

Selected from the 2022 Montana Performance Co-op, Jumbo offers power, growth, and a lot of maternal value. His sons carry a ton of muscle and thickness and his first daughters have been the kind of problem free heifers that we like to see. Semen available through ORigen

Reference Sire



S Armstrong

Calved 03/10/2021 Reg. #20143639

| | | | |
|-------------------|----------------------------|-----|-------------|
| SydGen Blueprint | KM Broken Bow 002 | | |
| S Architect 9501 | Sitz Florabelle Fanny 4735 | | |
| S Blossom 7514 | S Whitlock 179 | | |
| | S Blossom 5525 | | |
| S Foundation 514 | Vision Unanimous 1418 | \$W | +92 |
| S Queen Essa 7149 | S Lady Ann 8384 | \$B | +184 |
| S Queen Essa 960 | GDAR Game Day 449 | \$C | +343 |
| | S Queen Essa 208 | | |

| CED | BW | WW | YW | Milk | CW | Marb | RE |
|-----------|-------------|------------|-------------|------------|------------|-------------|------------|
| +6 | +0.9 | +87 | +144 | +26 | +75 | +7.3 | +85 |

Armstrong was used for his maternal value and excellent feet EPDs with an outcross pedigree.

Reference Sire



Sitz Incentive 704H

Calved 01/25/2020 Reg. #19677938

| | | | |
|----------------------------|----------------------------|-----|-------------|
| Mohnen Substantial 272 | Benfield Substance 8506 | | |
| Sitz Stellar 726D | Mohnen Glyn Mawr Elba 1758 | | |
| Sitz Pride 200B | Connealy Final Product | | |
| | Sitz Pride 308Y | | |
| Sitz Invasion 574D | Connealy Conquest | \$W | +78 |
| SITZ Barbaramere Nell 53F | Sitz Supermama 173Z | \$B | +151 |
| Sitz Barbaramere Nell 105D | Koupals B&B Titan 3013 | \$C | +291 |
| | Sitz Barbaramere Nell 874 | | |

| CED | BW | WW | YW | Milk | CW | Marb | RE |
|-----------|-------------|------------|-------------|------------|------------|------------|------------|
| +8 | +0.5 | +72 | +121 | +25 | +50 | +94 | +57 |

Incentive was the top selling bull at the Sitz 2021 "Elite Sort" sale and offers a very balanced set of EPDs highlighted by some of the best feet improvement EPDs in the breed.

Impressive Growth Spread, Calving Ease & Carcass Merit

Reference Sire



CAR Hobson L671
Full Brother to Dam of Lot 1.



Reference Sire



Cherry Crk Blue Collar G275
Grandsire of Lot 1

1 CAR Working Class N305

Calved: 01/09/25 Reg. *21482488

Cherry Crk Blue Collar G275 Tehama Patriarch F028
Cherry Crk Envita B211 S

Baldrige Working Class
Baldrige Isabel H413

Hoover No Doubt
Baldrige Isabel B061



CAR Hobson
CAR Trojan Erica L978

DL Sonic 444
Diamond Perfection 481E

Diamond Trojan Erica 385H 2XL Bronc 8153
Diamond Trojan Erica 0824

| | |
|--------|--------|
| Act BW | 205 Wt |
| 72 | 758 |
| 365 Wt | SC |
| 1321 | 38cm |

| | CED | BW | WW | YW | SC | HP | CEM | Milk | Doc | CW | Marb | RE | \$M | \$W | \$F | \$G | \$B | \$C |
|--------------|-----|------|-----|------|-----|-------|-----|------|-----|-----|-------|-----|-----|-----|------|-----|------|------|
| EPDS | +15 | -2.2 | +84 | +154 | +95 | +14.8 | +16 | +24 | +24 | +68 | +1.29 | +96 | +69 | +82 | +108 | +87 | +196 | +323 |
| %ile Ranking | 3% | 3% | 15% | 10% | 50% | 10% | 1% | 65% | 30% | 25% | 15% | 25% | 45% | 20% | 25% | 10% | 15% | 15% |

| Genomic Rankings | CED | BW | WW | YW | DMI | YH | SC | Doc | Claw | Angle | PAP | HS | HP | CEM | Milk | TEAT | UDDR | FL | MW | MH | CW | Marb | RE | FAT | Tend |
|------------------|-----|----|----|----|-----|----|----|-----|------|-------|-----|----|----|-----|------|------|------|----|----|----|----|------|----|-----|------|
| | 31 | 7 | 13 | 11 | 98 | 62 | 56 | 30 | 93 | 34 | 6 | 47 | 4 | 29 | 69 | 41 | 21 | 68 | 8 | 28 | 32 | 6 | 29 | 57 | 9 |

BR 95, WR 113, YR 113 Dam Production: 1 BR 95, 1 WR 113, 1 YR 113

N305 offers some of the best calving ease in the entire offering without sacrificing anything in terms of growth, carcass quality, or maternal value. He is a thick built, strong topped bull with a ton of muscle. His dam is a flush sister to CAR Hobson L671 who led off our 2024 sale selling to Mountaineer Meadows in Virginia. Hobson daughters like her are well represented throughout this sale offering and are docile, easy calving cows whose calves really grow well.

Power, Growth and Performance

Reference Sire



Basin Jameson 1076
Sire of Lot 2

Reference Sire



Basin Advance 3134

2 CAR Jameson N111

Calved: 02/01/25
Basin Deposit 6249
Basin Jameson 1076
Basin Joy 9140

Basin Advance 3134
Basin Lucy 4288
EXAR Monumental 6056B
Basin Joy 5367

MW DNAmite
CAR Lucy J800
CAR Lucy 400F

WR Journey-1X74
Welytok Total 10 Erianna 3B2
Basin Rainmaker B200
CVC Lucy B106

Reg. *21303107



| | |
|-------------|-------------|
| Act BW | 205 Wt |
| 85 | 718 |
| 365 Wt | SC |
| 1321 | 38cm |

| | CED | BW | WW | YW | SC | HP | CEM | Milk | Doc | CW | Marb | RE | \$M | \$W | \$F | \$G | \$B | \$C |
|--------------|------------|-------------|------------|-------------|-------------|-------------|------------|------------|------------|------------|--------------|--------------|------------|-------------|-------------|-------------|-------------|-------------|
| EPDS | +12 | -0.2 | +85 | +143 | +6.4 | +9.6 | +13 | +38 | +10 | +75 | +1.75 | +1.03 | +94 | +107 | +112 | +107 | +219 | +378 |
| %ile Ranking | 10% | 20% | 15% | 20% | 70% | 85% | 10% | 3% | 90% | 15% | 2% | 15% | 10% | 1% | 20% | 3% | 5% | 2% |

| Genomic Rankings | CED | BW | WW | YW | DMI | YH | SC | Doc | Claw | Angle | PAP | HS | HP | CEM | Milk | TEAT | UDDR | FL | MW | MH | CW | Marb | RE | FAT | Tend |
|------------------|-----|----|----|----|-----|----|----|-----|------|-------|-----|----|----|-----|------|------|------|----|----|----|----|------|----|-----|------|
| | 21 | 20 | 52 | 58 | 87 | 30 | 38 | 85 | 21 | 10 | 6 | 10 | 80 | 62 | 7 | 32 | 19 | 16 | 89 | 65 | 41 | 1 | 20 | 93 | 64 |

WR 107, YR 113 Dam Production: 3 WR 103, 2 YR 109

A tremendously well rounded profile with great calving ease, growth, carcass, and feet EPDs. He offers excellent length and power and has been a real stand-out from a young age.

Reference Sire



2XL Bronc 8153
Maternal Grand sire of Lot 3

3 CAR Hobson N344

Calved: 01/18/25
DL Sonic 444
CAR Hobson
Diamond Perfection 481E

KG Solution 0018
DL Barbara 792

Still in the Rough 201
Diamond Perfection 0224

2XL Bronc 8153
Baldridge Bronc
2XL Clova Pride 6230

CAR Pattie Kelton L136
CAR Pattie Kelton J525

Basin Advance 3134
A A R Pattie Kelton 5407

Reg. *21303161



| | |
|-------------|-------------|
| Act BW | 205 Wt |
| 82 | 803 |
| 365 Wt | SC |
| 1401 | 38cm |

| | CED | BW | WW | YW | SC | HP | CEM | Milk | Doc | CW | Marb | RE | \$M | \$W | \$F | \$G | \$B | \$C |
|--------------|------------|-------------|------------|-------------|--------------|--------------|------------|------------|------------|------------|------------|------------|------------|------------|-------------|------------|-------------|-------------|
| EPDS | +12 | -0.7 | +93 | +164 | +1.37 | +15.5 | +8 | +20 | +29 | +73 | +95 | +84 | +60 | +82 | +116 | +70 | +187 | +303 |
| %ile Ranking | 10% | 15% | 4% | 3% | 20% | 10% | 55% | 90% | 10% | 15% | 30% | 35% | 65% | 20% | 15% | 25% | 20% | 25% |

| Genomic Rankings | CED | BW | WW | YW | DMI | YH | SC | Doc | Claw | Angle | PAP | HS | HP | CEM | Milk | TEAT | UDDR | FL | MW | MH | CW | Marb | RE | FAT | Tend |
|------------------|-----|----|----|----|-----|----|----|-----|------|-------|-----|----|----|-----|------|------|------|----|----|----|----|------|----|-----|------|
| | 12 | 13 | 10 | 4 | 91 | 61 | 29 | 2 | 47 | 2 | 16 | 25 | 3 | 90 | 90 | 96 | 99 | 53 | 2 | 6 | 24 | 48 | 29 | 35 | 59 |

WR 119, YR 119 Dam Production: 1 WR 119, 1 YR 119

Hobson sons have been among our top sellers since his first calf crop sold in 2022 and this year's group may be the best we have ever had. Lot 3 provides the same easy calving and explosive growth that have made Hobson bulls great in a moderate framed, high volume package. N344 is from a first calf heifer who looks like she will be a big part of the next generation of great Carr Angus cows. His granddam is a 3rd generation pathfinder cow and his pathfinder great granddam is 11 years old and still going strong. Lot 3 ranks in the top 25% of 20 of the American Angus EPDs.

Hobson Sons

4 CAR Hobson N218

| | | | | | | | |
|-------------------------------|-------------|---------------------------|-------------|----------------|-------------|--------------|------------|
| Calved: 01/29/25 | | KG Solution 0018 | | Reg. *21303120 | | | |
| DL Sonic 444 | | DL Barbara 792 | | Act BW | 205 Wt | | |
| CAR Hobson | | Still in the Rough 201 | | 82 | 732 | | |
| Diamond Perfection 481E | | Diamond Perfection 0224 | | 365 Wt | SC | | |
| Diamond Cavalry 586G | | Diamond Cavalry 239C | | 1316 | 33cm | | |
| CAR Blackcap Lady K704 | | Diamond Trojan Erica 389C | | \$W | +74 | | |
| CAR Blackcap Lady E306 | | Basin Yuma 4286 | | \$B | +191 | | |
| | | CVC Blackcap Lady A46 | | \$C | +301 | | |
| CED | BW | WW | YW | Milk | CW | Marb | RE |
| +3 | +0.3 | +88 | +157 | +15 | +68 | +1.15 | +73 |
| Top 10% WW | | Top 15% \$G | | Top 20% \$B | | Top 25% CW | |
| Top 10% YW | | Top 20% Marb | | Top 25% MW | | Top 25% \$C | |
| Top 15% RADG | | Top 20% \$F | | | | | |

WR 109, YR 112.

Dam Production: 2 WR 105, 2 YR 106.

Leading off this set of Hobson sons is a powerfully built bull with a lot of depth and volume.

5 CAR Hobson N354

| | | | | | | | |
|-----------------------------|-------------|-----------------------------|-------------|----------------|-------------|--------------|------------|
| Calved: 01/12/25 | | KG Solution 0018 | | Reg. *21303167 | | | |
| DL Sonic 444 | | DL Barbara 792 | | Act BW | 205 Wt | | |
| CAR Hobson | | Still in the Rough 201 | | 66 | 732 | | |
| Diamond Perfection 481E | | Diamond Perfection 0224 | | 365 Wt | SC | | |
| 2XL Bronc 8153 | | Baldrige Bronc | | 1180 | 37cm | | |
| CAR Bellemere L856 | | 2XL Clova Pride 6230 | | \$W | +85 | | |
| Cherry Crk Bellemere F144 S | | Basin Advance 3134 | | \$B | +168 | | |
| | | Cherry Crk Bellemere C139 S | | \$C | +283 | | |
| CED | BW | WW | YW | Milk | CW | Marb | RE |
| +14 | -3.3 | +82 | +149 | +26 | +63 | +1.07 | +48 |
| Top 1% BW | | Top 15% YW | | Top 15% CEM | | Top 20% WW | |
| Top 2% PAP | | Top 15% RADG | | Top 15% MW | | Top 20% HP | |
| Top 4% CED | | Top 15% DOC | | Top 15% \$W | | Top 25% Marb | |

BR 88, WR 109, YR 101

Dam Production: 1 BR 88, 1 WR 109, 1 YR 101.

One of the best calving ease options in our offering no other bull in the Angus breed can match his BW, WW, and PAP EPDs.

6 CAR Hobson N311

| | | | | | | | |
|--------------------------|-------------|-------------------------|-------------|----------------|-------------|--------------|------------|
| Calved: 01/19/25 | | KG Solution 0018 | | Reg. *21303149 | | | |
| DL Sonic 444 | | DL Barbara 792 | | Act BW | 205 Wt | | |
| CAR Hobson | | Still in the Rough 201 | | 68 | 768 | | |
| Diamond Perfection 481E | | Diamond Perfection 0224 | | 365 Wt | SC | | |
| 2XL Bronc 8153 | | Baldrige Bronc | | 1338 | 36cm | | |
| CAR Blackcap L112 | | 2XL Clova Pride 6230 | | \$W | +93 | | |
| CAR Blackcap J901 | | Diamond Breakout D410 | | \$B | +176 | | |
| | | CAR Blackcap G404 | | \$C | +313 | | |
| CED | BW | WW | YW | Milk | CW | Marb | RE |
| +10 | -0.6 | +89 | +159 | +29 | +67 | +1.11 | +67 |
| Top 1% DOC | | Top 10% WW | | Top 15% \$M | | Top 20% \$C | |
| Top 2% HP | | Top 10% RADG | | Top 20% CED | | Top 25% YH | |
| Top 5% YW | | Top 15% BW | | Top 20% SC | | Top 25% CW | |
| Top 5% CEM | | Top 15% PAP | | Top 20% Marb | | Top 25% \$B | |
| Top 5% \$W | | Top 15% MW | | Top 20% \$G | | | |

BR 90, WR 114, YR 114

Dam Production: 1 BR 90, 1 WR 114, 1 YR 114

Lot 6 is a bull really hits all the best targets of the Hobson sons - great calving ease, growth, and docility.

7 CAR Hobson N370

| | | | | | | | |
|-----------------------------|-------------|-------------------------|-------------|-----------------|-------------|--------------|------------|
| Calved: 01/23/25 | | KG Solution 0018 | | Reg. +*21303176 | | | |
| DL Sonic 444 | | DL Barbara 792 | | Act BW | 205 Wt | | |
| CAR Hobson | | Still in the Rough 201 | | 92 | 642 | | |
| Diamond Perfection 481E | | Diamond Perfection 0224 | | 365 Wt | SC | | |
| K C F Bennett Southside | | Nichols Extra K205 | | 1298 | 42cm | | |
| 2XL Clova Pride 6230 | | K C F Miss 208 S11 | | \$W | +106 | | |
| Blackstone Pride 3003 | | A A R Ten X 7008 S A | | \$B | +144 | | |
| | | RRR Pride 0198 | | \$C | +282 | | |
| CED | BW | WW | YW | Milk | CW | Marb | RE |
| +2 | +1.8 | +96 | +159 | +33 | +64 | +0.84 | +39 |
| Top 1% HP | | Top 2% DOC | | Top 15% Milk | | Top 20% MH | |
| Top 1% \$W | | Top 5% YW | | Top 20% Angle | | Top 20% Fat | |
| Top 2% WW | | Top 5% \$M | | Top 20% PAP | | Top 25% CEM | |
| Top 2% SC | | Top 15% YH | | Top 20% MW | | | |

ET Dam Production: 1 WR 107.

2XL Clova Pride 6230 has produced some great bulls including 2XL Bronc 8153 and Diamond Cavalry 104 who have both seen use in our program. This ET calf is heavily muscled and powerfully built and has the top end production EPDs that lead to more dollars in the fall.

8 CAR Hobson N246

| | | | | | | | |
|-----------------------------|-------------|--------------------------|-------------|----------------|-------------|---------------|--------------|
| Calved: 01/29/25 | | KG Solution 0018 | | Reg. *21303132 | | | |
| DL Sonic 444 | | DL Barbara 792 | | Act BW | 205 Wt | | |
| CAR Hobson | | Still in the Rough 201 | | 92 | 787 | | |
| Diamond Perfection 481E | | Diamond Perfection 0224 | | 365 Wt | SC | | |
| Vermilion Spur E143 | | Connealy Spur | | 1325 | 36cm | | |
| CAR Eileen Lass K514 | | Vermilion Blackbird 4468 | | \$W | +93 | | |
| CAR Eileen Lass C300 | | Basin Advance 3134 | | \$B | +179 | | |
| | | CVC Eileen Lass A18 | | \$C | +299 | | |
| CED | BW | WW | YW | Milk | CW | Marb | RE |
| +4 | +2.2 | +96 | +169 | +28 | +81 | +0.52 | +1.08 |
| Top 2% WW | | Top 4% RADG | | Top 10% CW | | Top 15% Angle | |
| Top 2% YW | | Top 5% \$W | | Top 10% Fat | | Top 15% RE | |
| Top 3% YH | | Top 10% MW | | Top 10% \$F | | Top 25% \$B | |
| Top 3% CEM | | Top 10% MH | | Top 15% DOC | | Top 25% \$C | |

WR 117, YR 113

Dam Production: 2 WR 110, 2 YR 110

With today's calf prices a bull with this much added growth potential in his calves can add even more to the bottom line.

9 CAR Hobson N399

| | | | | | | | |
|---------------------------------|-------------|--------------------------|-------------|----------------|-------------|--------------|------------|
| Calved: 02/16/25 | | DL Sonic 444 | | Reg. *21303183 | | | |
| CAR Hobson | | Diamond Perfection 481E | | Act BW | 205 Wt | | |
| Diamond Hobson L205 | | KG Justified 3023 | | 68 | 762 | | |
| A A R Blackbird 8209 | | A A R Blackbird 9044 | | 365 Wt | SC | | |
| Foxhovens Redemption 142 | | Musgrave Redemption | | 1199 | 39cm | | |
| Diamond Enchantress L022 | | Foxhovens Miss Delia 829 | | \$W | +89 | | |
| Diamond Enchantress 8H08 | | CAR 1682 Bonus Pay E528 | | \$B | +152 | | |
| | | Diamond Enchantress 865F | | \$C | +278 | | |
| CED | BW | WW | YW | Milk | CW | Marb | RE |
| +10 | +0.6 | +92 | +158 | +22 | +73 | +0.46 | +73 |
| Top 2% HP | | Top 5% YW | | Top 15% CW | | Top 20% MW | |
| Top 4% WW | | Top 10% \$W | | Top 20% CED | | Top 20% \$M | |
| Top 4% SC | | Top 15% MH | | Top 20% RADG | | Top 25% \$F | |
| Top 4% DOC | | | | | | | |

BR 90, WR 113, YR 102

Dam Production: 1 BR 90, 1 WR 113, 1 YR 102

This Hobson grandson offers excellent curve bending potential from light birth to a strong weaning weight backed by his EPD profile.

Power of Jameson

10 CAR Jameson N510

| | | | | | | | |
|------------------------------|-------------|-----------------------------|-------------|----------------|-------------|--------------|--------------|
| Calved: 02/02/25 | | Basin Advance 3134 | | Reg. *21303187 | | | |
| Basin Deposit 6249 | | Basin Lucy 4288 | | Act BW | 205 Wt | | |
| Basin Jameson 1076 | | EXAR Monumental 6056B | | 92 | 826 | | |
| Basin Joy 9140 | | Basin Joy 5367 | | 365 Wt | SC | | |
| Diamond Rainmaker A102 | | Stevenson Rainmaker 1173 | | 1389 | 38cm | | |
| CAR Trojan Erica C100 | | Diamond Princess Pride Y734 | | \$W | +91 | | |
| Diamond Trojan Erica 5Y65 | | Hoover Dam | | \$B | +201 | | |
| | | Diamond Trojan Erica 60R6 | | \$C | +332 | | |
| CED | BW | WW | YW | Milk | CW | Marb | RE |
| +9 | +0.4 | +82 | +137 | +29 | +73 | +1.30 | +1.13 |
| Top 10% RE | | Top 15% CW | | Top 15% SC | | Top 25% Teat | |
| Top 10% \$W | | Top 15% Marb | | Top 20% WW | | Top 25% Fat | |
| Top 10% \$G | | Top 15% \$B | | Top 25% YW | | Top 25% \$F | |
| Top 15% YH | | | | | | | |

WR 123, YR 118

Dam Production: 6 WR 117, 6 YR 108

N510 is a long bodied, stylish bull that does a lot of things well. His dam produced the leadoff bull of our 2018 sale selling to Monte Harrison.

13 CAR Jameson N522

| | | | | | | | |
|------------------------------|-------------|--------------------------|-------------|----------------|-------------|--------------|--------------|
| Calved: 01/22/25 | | Basin Advance 3134 | | Reg. *21303189 | | | |
| Basin Deposit 6249 | | Basin Lucy 4288 | | Act BW | 205 Wt | | |
| Basin Jameson 1076 | | EXAR Monumental 6056B | | 80 | 840 | | |
| Basin Joy 9140 | | Basin Joy 5367 | | 365 Wt | SC | | |
| V A R Generation 2100 | | Connealy Consensus 7229 | | 1346 | 39cm | | |
| CAR Trojan Erica C054 | | Sandpoint Blackbird 8809 | | \$W | +106 | | |
| Basin Trojan Erica 0524 | | Exar Undeniable 8602 | | \$B | +222 | | |
| | | Basin Trojan Erica 053R | | \$C | +328 | | |
| CED | BW | WW | YW | Milk | CW | Marb | RE |
| +3 | +2.3 | +93 | +152 | +41 | +97 | +1.11 | +1.23 |
| Top 1% Milk | | Top 4% WW | | Top 10% YW | | Top 15% \$G | |
| Top 1% CW | | Top 4% MH | | Top 10% SC | | Top 15% \$C | |
| Top 1% \$W | | Top 5% RE | | Top 10% MW | | Top 20% Marb | |
| Top 2% YH | | Top 5% \$B | | Top 15% Fat | | Top 25% CEM | |
| Top 3% \$F | | | | | | | |

BR 96, WR 125, YR 115

Dam Production: 8 WR 109, 6 YR 106

A larger framed bull with the heaviest actual wean weight in our offering and with tremendous growth and carcass EPDs, he will add a ton of value to any calf crop.

11 CAR Jameson N900

| | | | | | | | |
|---------------------------|-------------|-----------------------|-------------|----------------|-------------|--------------|------------|
| Calved: 02/02/25 | | Basin Advance 3134 | | Reg. *21303218 | | | |
| Basin Deposit 6249 | | Basin Lucy 4288 | | Act BW | 205 Wt | | |
| Basin Jameson 1076 | | EXAR Monumental 6056B | | 80 | 673 | | |
| Basin Joy 9140 | | Basin Joy 5367 | | 365 Wt | SC | | |
| DL Sonic 444 | | KG Solution 0018 | | 1279 | 34cm | | |
| CAR Miniver G216 | | DL Barbara 792 | | \$W | +88 | | |
| Diamond Miniver 44Z1 | | Diamond Justice 901S | | \$B | +184 | | |
| | | Keystone Miniver 441 | | \$C | +306 | | |
| CED | BW | WW | YW | Milk | CW | Marb | RE |
| +9 | +0.1 | +86 | +148 | +25 | +65 | +1.24 | +89 |
| Top 10% WW | | Top 15% MH | | Top 20% \$B | | Top 25% PAP | |
| Top 10% \$W | | Top 15% Marb | | Top 25% BW | | Top 25% CEM | |
| Top 15% YW | | Top 15% \$G | | Top 25% DOC | | Top 25% \$C | |

BR 95, WR 100, YR 109

Dam Production: 5 BR 89, 5 WR 101, 4 YR 105

Lot 11 combines moderate birthweight with above average growth and carcass merit into a package that will add to your bottom line. His granddam records 10 calves averaging BR 99, NR 105, and YR 103.

14 CAR Jameson N132

| | | | | | | | |
|-----------------------------|-------------|-------------------------|-------------|----------------|-------------|--------------|------------|
| Calved: 01/30/25 | | Basin Advance 3134 | | Reg. *21303110 | | | |
| Basin Deposit 6249 | | Basin Lucy 4288 | | Act BW | 205 Wt | | |
| Basin Jameson 1076 | | EXAR Monumental 6056B | | 81 | 749 | | |
| Basin Joy 9140 | | Basin Joy 5367 | | 365 Wt | SC | | |
| 2XL Bronc 8153 | | Baldrige Bronc | | 1285 | 30cm | | |
| CAR Enchantress J629 | | 2XL Clova Pride 6230 | | \$W | +110 | | |
| CAR Enchantress D023 | | WR Journey-1X74 | | \$B | +233 | | |
| | | Basin Enchantress 0623V | | \$C | +396 | | |
| CED | BW | WW | YW | Milk | CW | Marb | RE |
| +12 | +0.2 | +102 | +175 | +30 | +96 | +1.46 | +96 |
| Top 1% WW | | Top 3% Angle | | Top 10% Marb | | Top 15% MH | |
| Top 1% YW | | Top 3% \$B | | Top 10% \$M | | Top 25% Claw | |
| Top 1% CW | | Top 4% HP | | Top 10% \$G | | Top 25% Milk | |
| Top 1% \$W | | Top 10% CED | | Top 15% YH | | Top 25% UDDR | |
| Top 1% \$C | | Top 10% MW | | Top 15% PAP | | Top 25% RE | |
| Top 2% \$F | | | | | | | |

BR 98, WR 111, YR 109

Dam Production: 3 BR 99, 3 WR 104, 1 YR 109

Lot 14 has an extremely unique EPD profile being the only bull who can match his CED, WW, YW, and HP EPDs.

12 CAR Jameson N806

| | | | | | | | |
|---------------------------|-------------|-----------------------------|-------------|----------------|-------------|--------------|--------------|
| Calved: 01/27/25 | | Basin Advance 3134 | | Reg. *21303209 | | | |
| Basin Deposit 6249 | | Basin Lucy 4288 | | Act BW | 205 Wt | | |
| Basin Jameson 1076 | | EXAR Monumental 6056B | | 92 | 661 | | |
| Basin Joy 9140 | | Basin Joy 5367 | | 365 Wt | SC | | |
| Basin Rainmaker B200 | | Basin Rainmaker P175 | | 1191 | 36cm | | |
| CAR Lucy 305F | | CVC Barbara Perfection Z823 | | \$W | +106 | | |
| CVC Lucy A106 | | Hoover Dam | | \$B | +178 | | |
| | | Diamond Lucy 951Y | | \$C | +310 | | |
| CED | BW | WW | YW | Milk | CW | Marb | RE |
| +8 | +0.7 | +83 | +136 | +41 | +72 | +1.04 | +1.00 |
| Top 1% Milk | | Top 15% Claw | | Top 20% RE | | Top 25% Marb | |
| Top 1% \$W | | Top 15% CW | | Top 20% \$G | | Top 25% \$M | |
| Top 10% PAP | | Top 20% Angle | | Top 20% \$C | | Top 25% \$B | |
| Top 15% WW | | Top 20% HS | | Top 25% YW | | | |

YR 101 Dam Production: 6 WR 103, 6 YR 101

His dam has been a very consistent cow bringing in a big calf every year and maintaining a 366 day calving window over her first 6 calves.

15 CAR Jameson N420

| | | | | | | | |
|---------------------------------|-----------|----------------------------|-------------|----------------|-------------|--------------|------------|
| Calved: 02/05/25 | | Basin Advance 3134 | | Reg. *21303185 | | | |
| Basin Deposit 6249 | | Basin Lucy 4288 | | Act BW | 205 Wt | | |
| Basin Jameson 1076 | | EXAR Monumental 6056B | | 84 | 684 | | |
| Basin Joy 9140 | | Basin Joy 5367 | | 365 Wt | SC | | |
| BV Pinpoint 1045 | | B P F Special Focus 504 | | 1180 | 34cm | | |
| CVC Eileenmere Lass B043 | | Basin Lucy 262S | | \$W | +88 | | |
| Basin Eileenmere Lass 0316 | | Lafins Northern Lights | | \$B | +167 | | |
| | | Basin Eileenmere Lass 7T28 | | \$C | +291 | | |
| CED | BW | WW | YW | Milk | CW | Marb | RE |
| +11 | +0 | +73 | +122 | +35 | +60 | +1.09 | +75 |
| Top 5% CEM | | Top 15% CED | | Top 25% BW | | Top 25% HS | |
| Top 10% Milk | | Top 15% PAP | | Top 25% Angle | | Top 25% Marb | |
| Top 10% \$W | | Top 20% \$G | | | | | |

WR 102, YR 101

Dam Production: 5 YR 103

A calving ease bull whose mother has shown great longevity, still raising a calf at 12 years of age.

Marvel Sons from Top Young Cows

16 CAR Marvel N117

| | | | | | | | |
|-----------------------------|-------------|------------------------|-------------|----------------|-------------|-------------|-------------|
| Calved: 01/27/25 | | Musgrave 316 Stunner | | Reg. *21336766 | | | |
| Mohnen Marvel | | Mohnen Pride 1288 | | Act BW | 205 Wt | | |
| Diamond Marvel 9L47 | | Basin Payweight 1682 | | 90 | 750 | | |
| Diamond Lady Denver F365 | | RB Lady Denver 167-428 | | 365 Wt | SC | | |
| | | | | 1329 | 39cm | | |
| Circle L Landmark | | Circle L Gus | | \$W | +96 | | |
| A A R Airy Rose 1903 | | Circle L Queen 307B | | \$B | +135 | | |
| A A R Airy Rose 9900 | | Musgrave 316 Stunner | | \$C | +269 | | |
| A A R Airy Rose 9900 | | A A R Airy Rose 7902 | | | | | |
| CED | BW | WW | YW | Milk | CW | Marb | RE |
| +7 | +0.4 | +84 | +133 | +27 | +61 | +.69 | +.17 |
| Top 3% PAP | | Top 10% \$M | | Top 15% SC | | Top 20% HS | |
| Top 3% \$W | | Top 15% WW | | Top 15% HP | | Top 25% YH | |

WR 112, YR 114 Dam Production: 3 WR 100, 1 YR 114
 Lot 16 is a long bodied bull that carries solid thickness from top to bottom.

19 CAR Marvel N345

| | | | | | | | |
|----------------------------|-------------|------------------------|-------------|----------------|-------------|-------------|-------------|
| Calved: 01/18/25 | | Musgrave 316 Stunner | | Reg. *21336550 | | | |
| Mohnen Marvel | | Mohnen Pride 1288 | | Act BW | 205 Wt | | |
| Diamond Marvel 9L47 | | Basin Payweight 1682 | | 93 | 819 | | |
| Diamond Lady Denver F365 | | RB Lady Denver 167-428 | | 365 Wt | SC | | |
| | | | | 1347 | 37cm | | |
| 2XL Bronc 8153 | | Baldrige Bronc | | \$W | +84 | | |
| CAR Ruby L146 | | 2XL Clova Pride 6230 | | \$B | +140 | | |
| CAR Ruby J940 | | CAR Hobson | | \$C | +266 | | |
| | | CAR Ruby G430 | | | | | |
| CED | BW | WW | YW | Milk | CW | Marb | RE |
| -2 | +2.8 | +84 | +135 | +27 | +52 | +.90 | +.22 |
| Top 3% FL | | Top 15% WW | | Top 15% \$M | | Top 15% \$W | |
| Top 4% HP | | | | | | | |

WR 122, YR 115 Dam Production: 1 WR 122, 1 YR 115
 Lot 19 posts the top growth EPDs and \$W index in the sale - he has the phenotype to back them up.

17 CAR Marvel N341

| | | | | | | | |
|----------------------------|-------------|-------------------------|-------------|----------------|-------------|--------------|-------------|
| Calved: 01/17/25 | | Musgrave 316 Stunner | | Reg. *21336552 | | | |
| Mohnen Marvel | | Mohnen Pride 1288 | | Act BW | 205 Wt | | |
| Diamond Marvel 9L47 | | Basin Payweight 1682 | | 77 | 773 | | |
| Diamond Lady Denver F365 | | RB Lady Denver 167-428 | | 365 Wt | SC | | |
| | | | | 1259 | 35cm | | |
| CAR Hobson | | DL Sonic 444 | | \$W | +86 | | |
| CAR Ruby L940 | | Diamond Perfection 481E | | \$B | +166 | | |
| CAR Ruby G430 | | Basin Bonus 4345 | | \$C | +263 | | |
| | | Basin Ruby 4027 | | | | | |
| CED | BW | WW | YW | Milk | CW | Marb | RE |
| +9 | +0.2 | +85 | +145 | +28 | +75 | +.66 | +.13 |
| Top 10% YH | | Top 10% \$F | | Top 15% CW | | Top 20% RADG | |
| Top 10% MW | | Top 15% WW | | Top 15% \$W | | Top 20% DOC | |
| Top 10% MH | | Top 15% YW | | | | | |

WR 115, YR 107 Dam Production: 1 WR 115, 1 YR 107
 With 7 Pathfinders in his 3 generation pedigree, his first calf heifer dam seems to be well on her way to joining them.

20 CAR Marvel N361

| | | | | | | | |
|--------------------------------|-------------|-----------------------------|-------------|----------------|-------------|--------------|-------------|
| Calved: 01/15/25 | | Musgrave 316 Stunner | | Reg. *21336773 | | | |
| Mohnen Marvel | | Mohnen Pride 1288 | | Act BW | 205 Wt | | |
| Diamond Marvel 9L47 | | Basin Payweight 1682 | | 81 | 690 | | |
| Diamond Lady Denver F365 | | RB Lady Denver 167-428 | | 365 Wt | SC | | |
| | | | | 1157 | 35cm | | |
| Diamond Reno 7281 | | Spring Cove Reno 4021 | | \$W | +86 | | |
| CAR Lady Payweight L171 | | 2XL Clova Pride 6230 | | \$B | +192 | | |
| Diamond Lady Payweight 838J | | 2XL Bronc 8153 | | \$C | +327 | | |
| | | ICC Lady Payweight 428-6322 | | | | | |
| CED | BW | WW | YW | Milk | CW | Marb | RE |
| +13 | +0.1 | +85 | +147 | +25 | +66 | +1.43 | +.17 |
| Top 10% CED | | Top 15% DOC | | Top 15% \$C | | Top 25% HS | |
| Top 10% RADG | | Top 15% HP | | Top 20% MW | | Top 25% CEM | |
| Top 10% Marb | | Top 15% \$W | | Top 25% BW | | Top 25% \$M | |
| Top 15% WW | | Top 15% \$G | | Top 25% Claw | | Top 25% \$F | |
| Top 15% YW | | Top 15% \$B | | | | | |

WR 103 Dam Production: 1 WR 103
 A sure-fire heifer bull with one of the most well rounded sets of \$indexes, showing true multi trait value.

18 CAR Marvel N330

| | | | | | | | |
|-------------------------------|-------------|-------------------------|-------------|----------------|-------------|-------------|-------------|
| Calved: 01/13/25 | | Musgrave 316 Stunner | | Reg. *21336772 | | | |
| Mohnen Marvel | | Mohnen Pride 1288 | | Act BW | 205 Wt | | |
| Diamond Marvel 9L47 | | Basin Payweight 1682 | | 66 | 701 | | |
| Diamond Lady Denver F365 | | RB Lady Denver 167-428 | | 365 Wt | SC | | |
| | | | | 1245 | 36cm | | |
| CAR Hobson | | DL Sonic 444 | | \$W | +81 | | |
| CAR Blackcap Lady L130 | | Diamond Perfection 481E | | \$B | +149 | | |
| CAR Blackcap Lady J303 | | 2XL Bronc 8153 | | \$C | +264 | | |
| | | CVC Blackcap Lady A101 | | | | | |
| CED | BW | WW | YW | Milk | CW | Marb | RE |
| +14 | -0.8 | +82 | +142 | +23 | +55 | +.95 | +.14 |
| Top 1% DOC | | Top 15% BW | | Top 20% WW | | Top 20% MW | |
| Top 4% CED | | Top 15% PAP | | Top 20% YW | | Top 20% \$W | |

BR 88, WR 104, YR 106 Dam Production: 1 BR 88, 1 WR 104, 1 YR 106
 With docility in the top 1% of the breed his daughters will be gentle and easy to handle.

21 CAR Fireball N318

| | | | | | | | |
|---------------------------------|-------------|---------------------------|-------------|----------------|-------------|--------------|-------------|
| Calved: 01/20/25 | | GB Fireball 672 | | Reg. *21303153 | | | |
| B C C California Gold 0534 | | BCC Lady CBOW 6558-8501 | | Act BW | 205 Wt | | |
| Windy Ridge Fireball 306 | | Hilltop RTF Allied 4187 | | 82 | 737 | | |
| Windy Ridge Diva 142 | | Windy Ridge Sunflower 631 | | 365 Wt | SC | | |
| | | | | 1126 | 36cm | | |
| CAR Bronc J424 | | 2XL Bronc 8153 | | \$W | +72 | | |
| CAR Barbara L812 | | CVC Pamela B212 | | \$B | +163 | | |
| Rich Barbara 4548 | | Diamond Roundup 896B | | \$C | +249 | | |
| | | Rich Barbara 590B | | | | | |
| CED | BW | WW | YW | Milk | CW | Marb | RE |
| +13 | -0.6 | +74 | +133 | +25 | +54 | +1.02 | +.65 |
| Top 10% CED | | Top 25% CEM | | Top 25% MW | | Top 25% \$G | |
| Top 15% BW | | | | | | | |

WR 110 Dam Production: 1 WR 110.
 A well balanced smooth made bull with a strong topline.

Growth & Carcass

22 CAR Cavalry N946

Calved: 01/21/25
JVC Cavalry V3326
Diamond Cavalry 104
2XL Clova Pride 6230


Connealy Cavalry 1149
Brussett Forever W857
K C F Bennett Southside
Blackstone Pride 3003
Basin Payweight 4249
CVC Lass B104
Stevenson Rainmaker 1173
Diamond Blackcap Lady 947Y

Reg. *21303229

| Act BW | 205 Wt |
|--------|--------|
| 80 | 701 |
| 365 Wt | SC |
| 1175 | 41cm |
| \$W | +78 |
| \$B | +159 |
| \$C | +279 |

| CED | BW | WW | YW | Milk | CW | Marb | RE |
|-----|------|-----|------|------|-----|------|------|
| +9 | -0.6 | +81 | +135 | +20 | +63 | +5.8 | +5.8 |

Top 15% BW Top 20% WW Top 20% Fat Top 25% \$W
Top 15% CEM Top 20% HS Top 25% FL Top 25% \$F
Top 15% UDDR



BR 95, WR 104, YR 100

Dam Production: 5 BR 99, 5 WR 108, 5 YR 107

His pathfinder dam has had 4 bulls featured in our annual production sales.

25 CAR Cavalry N227

Calved: 02/05/25
JVC Cavalry V3326
Diamond Cavalry 104
2XL Clova Pride 6230



Connealy Cavalry 1149
Brussett Forever W857
K C F Bennett Southside
Blackstone Pride 3003
Musgrave 316 Stunner
DB Ms Discovery D13
Baldridge Challenger
Ms CC Scarlet 6589 0191 M

Reg. *21303125

| Act BW | 205 Wt |
|--------|--------|
| 75 | 733 |
| 365 Wt | SC |
| 1282 | 38cm |
| \$W | +86 |
| \$B | +167 |
| \$C | +293 |

| CED | BW | WW | YW | Milk | CW | Marb | RE |
|-----|------|-----|------|------|-----|-------|------|
| +10 | -0.3 | +77 | +132 | +32 | +58 | +1.14 | +5.0 |

Top 10% Angle Top 15% \$W Top 20% BW Top 20% Marb
Top 15% Milk Top 20% CED Top 20% SC Top 25% \$G
Top 15% FL

BR 93, WR 109, YR 109

Dam Production: 1 BR 93, 1 WR 109, 1 YR 109

A negative birthweight heifer bull with great carcass merit and growth.

23 CAR Cavalry N308

Calved: 01/16/25
JVC Cavalry V3326
Diamond Cavalry 104
2XL Clova Pride 6230



Connealy Cavalry 1149
Brussett Forever W857
K C F Bennett Southside
Blackstone Pride 3003
DL Sonic 444
Diamond Perfection 481E
Baldridge Challenger
Cherry Crk Georgina 3328M

Reg. *21303146

| Act BW | 205 Wt |
|--------|--------|
| 66 | 688 |
| 365 Wt | SC |
| 1152 | 38cm |
| \$W | +88 |
| \$B | +182 |
| \$C | +307 |

| CED | BW | WW | YW | Milk | CW | Marb | RE |
|-----|------|-----|------|------|-----|------|------|
| +9 | -2.4 | +79 | +147 | +32 | +66 | +9.7 | +6.2 |

Top 3% BW Top 10% HP Top 15% Milk Top 25% HS
Top 3% RADG Top 10% \$W Top 20% PAP Top 25% \$B
Top 4% DOC Top 15% YW Top 20% \$F Top 25% \$C
Top 10% SC Top 15% CEM Top 25% WW

BR 88, WR 102

Dam Production: 1 BR 88, 1 WR 102

A moderate framed, strong topped bull with as well rounded of an EPD profile as you could ask for. Calving ease, growth, carcass, maternal - he simply does it all well.

24 CAR Cavalry N058

Calved: 02/04/25
JVC Cavalry V3326
Diamond Cavalry 104
2XL Clova Pride 6230



Connealy Cavalry 1149
Brussett Forever W857
K C F Bennett Southside
Blackstone Pride 3003
Basin Rainmaker P175
CVC Barbara Perfection Z823
Diamond Timeless 5X20
Basin Lucy 0136

Reg. *21303102

| Act BW | 205 Wt |
|--------|--------|
| 96 | 655 |
| 365 Wt | SC |
| 1157 | 34cm |
| \$W | +84 |
| \$B | +159 |
| \$C | +284 |

| CED | BW | WW | YW | Milk | CW | Marb | RE |
|-----|------|-----|------|------|-----|-------|-------|
| +1 | +1.6 | +73 | +122 | +36 | +59 | +1.03 | +1.18 |

Top 4% HP Top 5% UDDR Top 15% \$W Top 25% Marb
Top 5% Milk Top 15% DOC Top 25% Teat Top 25% \$M

Dam Production: 3 WR 100, 2 YR 106

Lot 24 brings excellent maternal value, backed by a Lucy cow out of a Rainmaker.

26 CAR Salvation N940

Calved: 02/05/25
SG Salvation
Mar/ca Superman 2326
M A R Protege 9226



Baldridge Alternative E125
MGR JP Rita 7037
FF Rito Righteous 6R41
G A R Protege M532
Basin Bonus 4345
Basin Payweight 1682
Basin Erica 2223
EXAR Denver 2002B
Basin Ruby 1306

Reg. *21336785

| Act BW | 205 Wt |
|--------|--------|
| 101 | 806 |
| 365 Wt | SC |
| 1360 | 35cm |
| \$W | +90 |
| \$B | +162 |
| \$C | +263 |

| CED | BW | WW | YW | Milk | CW | Marb | RE |
|-----|------|-----|------|------|-----|------|------|
| +1 | +4.4 | +93 | +156 | +30 | +73 | +7.4 | +6.7 |

Top 4% WW Top 10% \$W Top 25% YH Top 25% Milk
Top 10% YW Top 15% CW

WR 120, YR 116

Dam Production: 5 WR 109, 4 YR 109

His dam is becoming influential within our herd with her first 4 calves retained as replacement heifers and one of them already has a daughter in production.

27 CAR Salvation N579

Calved: 01/28/25
Baldridge Alternative E125
SG Salvation
MGR JP Rita 7037



Poss Easy Impact 0119
Baldridge Blackbird A030
Basin Payweight 1682
MGR Rita 2145
Connealy Confidence Plus
Elbanna of Conanga 1209
EXAR Denver 2002B
R B Lady Party 167-305

Reg. +*21342399

| Act BW | 205 Wt |
|--------|--------|
| 94 | 678 |
| 365 Wt | SC |
| 1172 | 36cm |
| \$W | +49 |
| \$B | +221 |
| \$C | +334 |

| CED | BW | WW | YW | Milk | CW | Marb | RE |
|-----|------|-----|------|------|-----|-------|------|
| -6 | +5.1 | +77 | +125 | +13 | +60 | +1.64 | +8.4 |

Top 3% \$G Top 5% DMI Top 10% \$C Top 15% \$F
Top 4% Marb Top 5% \$B Top 15% DOC

ET Dam Production: 1 BR 90


With one of the highest marbling EPDs in the sale group he will add exceptional end value to any calf crop.

The Power of Maternal Value

28 CAR Working Class N790

Calved: 01/21/25 Reg. #*21303203

| | | | | | | | |
|---------------------------------|-----------|--------------------------|-----------|--------------|-----------|-------------|-----------|
| Cherry Crk Blue Collar G275 | | Tehama Patriarch F028 | | | | | |
| Cherry Crk Envita B211 S | | Cherry Crk Envita B211 S | | | | | |
| Baldrige Working Class | | Act BW 205 Wt | | | | | |
| Baldrige Isabel H413 | | Hoover No Doubt | | | | | |
| | | Baldrige Isabel B061 | | | | | |
| Baldrige Versatile | | Baldrige Forecaster B160 | | | | | |
| Diamond Clova Pride K869 | | Baldrige Blackbird A030 | | | | | |
| 2XL Clova Pride 6230 | | K C F Bennett Southside | | | | | |
| | | Blackstone Pride 3003 | | | | | |
| | | Act BW 205 Wt | | | | | |
| | | 365 Wt SC | | | | | |
| | | 1386 42cm | | | | | |
| | | \$W +74 | | | | | |
| | | \$B +170 | | | | | |
| | | \$C +302 | | | | | |
| CED | BW | WW | YW | Milk | CW | Marb | RE |
| -3 | +3.8 | +86 | +149 | +22 | +61 | +1.15 | +1.03 |
| Top 2% HP | | Top 15% YW | | Top 20% SC | | Top 25% PAP | |
| Top 3% DOC | | Top 15% RE | | Top 20% Marb | | Top 25% \$C | |
| Top 10% WW | | Top 15% \$G | | Top 20% \$M | | | |




ET
Lot 28 has an excellent set of production EPDs and he posted the heaviest actual yearling weight in the group showcasing that tremendous growth potential.

29 CAR Working Class N927

Calved: 01/22/25 Reg. #*21303225

| | | | | | | | |
|---------------------------------|-----------|--------------------------|-----------|-------------|-----------|--------------|-----------|
| Cherry Crk Blue Collar G275 | | Tehama Patriarch F028 | | | | | |
| Cherry Crk Envita B211 S | | Cherry Crk Envita B211 S | | | | | |
| Baldrige Working Class | | Act BW 205 Wt | | | | | |
| Baldrige Isabel H413 | | Hoover No Doubt | | | | | |
| | | Baldrige Isabel B061 | | | | | |
| Baldrige Versatile | | Baldrige Forecaster B160 | | | | | |
| Diamond Clova Pride K869 | | Baldrige Blackbird A030 | | | | | |
| 2XL Clova Pride 6230 | | K C F Bennett Southside | | | | | |
| | | Blackstone Pride 3003 | | | | | |
| | | Act BW 205 Wt | | | | | |
| | | 365 Wt SC | | | | | |
| | | 1186 39cm | | | | | |
| | | \$W +81 | | | | | |
| | | \$B +196 | | | | | |
| | | \$C +330 | | | | | |
| CED | BW | WW | YW | Milk | CW | Marb | RE |
| -5 | +2.6 | +85 | +150 | +25 | +63 | +1.39 | +1.17 |
| Top 2% HP | | Top 10% Marb | | Top 15% YH | | Top 20% HS | |
| Top 5% \$G | | Top 10% RE | | Top 15% \$B | | Top 20% \$W | |
| Top 10% YW | | Top 10% Fat | | Top 15% \$C | | Top 25% RADG | |
| Top 10% SC | | Top 15% WW | | | | | |




ET
The donor cow dam of Lots 28 and 29 was our selection from Stevenson's Diamond Dot at the 2024 Nile Angus Female Sale.

30 CAR Working Class N310

Calved: 01/11/25 Reg. #*21303148

| | | | | | | | |
|-------------------------------|-----------|--------------------------|-----------|--------------|-----------|--------------|-----------|
| Cherry Crk Blue Collar G275 | | Tehama Patriarch F028 | | | | | |
| Cherry Crk Envita B211 S | | Cherry Crk Envita B211 S | | | | | |
| Baldrige Working Class | | Act BW 205 Wt | | | | | |
| Baldrige Isabel H413 | | Hoover No Doubt | | | | | |
| | | Baldrige Isabel B061 | | | | | |
| 2XL Bronc 8153 | | Baldrige Bronc | | | | | |
| CAR Lucy L108 | | 2XL Clova Pride 6230 | | | | | |
| CAR Lucy J573 | | CAR Hobson | | | | | |
| | | CAR Lucy D205 | | | | | |
| | | Act BW 205 Wt | | | | | |
| | | 365 Wt SC | | | | | |
| | | 1130 34cm | | | | | |
| | | \$W +82 | | | | | |
| | | \$B +168 | | | | | |
| | | \$C +308 | | | | | |
| CED | BW | WW | YW | Milk | CW | Marb | RE |
| +16 | -4.4 | +69 | +125 | +32 | +55 | +1.03 | +1.14 |
| Top 1% BW | | Top 10% Angle | | Top 15% Milk | | Top 20% \$C | |
| Top 1% CEM | | Top 10% RE | | Top 20% \$W | | Top 25% HS | |
| Top 2% CED | | Top 10% \$M | | Top 20% \$G | | Top 25% Marb | |
| Top 5% HP | | Top 15% PAP | | | | | |




BR 90, WR 108
Dam Production: 1 BR 90, 1 WR 108
A sleep-all-night heifer bull, his granddam is a flush sister to the top seller of our 2022 sale selected by Windy Ridge.

31 CAR Rise Above N319

Calved: 01/16/25 Reg. #*21342408

| | | | | | | | |
|-------------------------------------|-----------|--------------------------|-----------|-------------|-----------|--------------|-----------|
| Hoffman Stagecoach 1908 | | Tehama Tahoe B767 | | | | | |
| Hoffman 3210 Rita Lady 0256 | | BSG Countess 1705 of 028 | | | | | |
| Stellflug Hoffmann RiseAbove | | Act BW 205 Wt | | | | | |
| Hoffman 3210 Rita Lady 0256 | | Bar R Jet Black 5063 | | | | | |
| | | HA Rito Lady 3839 | | | | | |
| 2XL Bronc 8153 | | Baldrige Bronc | | | | | |
| Diamond Glitter 893L | | 2XL Clova Pride 6230 | | | | | |
| Diamond Glitter 268F | | S A V Universal 4038 | | | | | |
| | | Diamond Glitter 770Z | | | | | |
| | | Act BW 205 Wt | | | | | |
| | | 365 Wt SC | | | | | |
| | | 1359 40cm | | | | | |
| | | \$W +92 | | | | | |
| | | \$B +167 | | | | | |
| | | \$C +280 | | | | | |
| CED | BW | WW | YW | Milk | CW | Marb | RE |
| +9 | -0.1 | +85 | +141 | +30 | +71 | +0.72 | +0.66 |
| Top 10% YH | | Top 15% MW | | Top 20% YW | | Top 25% Milk | |
| Top 10% \$W | | Top 15% MH | | Top 20% CW | | Top 25% \$F | |
| Top 15% WW | | Top 15% Fat | | Top 25% BW | | | |




BR 99, WR 111, YR 116
Dam Production: 1 BR 99, 1 WR 111, 1 YR 116
Lot 31 is a very thick bodied, deep sided bull that brings low birth and impressive growth to the table.

32 CAR Incentive N043

Calved: 01/22/25 Reg. #*21341235

| | | | | | | | |
|----------------------------|-----------|----------------------------|-----------|--------------|-----------|-------------|-----------|
| Sitz Stellar 726D | | Mohren Substantial 272 | | | | | |
| SITZ Incentive 704H | | SITZ Pride 200B | | | | | |
| SITZ Barbaramere Nell 53F | | Sitz Invasion 574D | | | | | |
| | | SITZ Barbaramere Nell 105D | | | | | |
| EXAR Monumental 6056B | | 3F Epic 4631 | | | | | |
| Epic Damsel H23 LLR | | FWY 7008 of C085 4029 | | | | | |
| Damsel F209 LLR | | Marda Swaggar 463 | | | | | |
| | | Damsel A126 LLR | | | | | |
| | | Act BW 205 Wt | | | | | |
| | | 365 Wt SC | | | | | |
| | | 1210 40cm | | | | | |
| | | \$W +80 | | | | | |
| | | \$B +155 | | | | | |
| | | \$C +284 | | | | | |
| CED | BW | WW | YW | Milk | CW | Marb | RE |
| +8 | +1.2 | +84 | +140 | +22 | +54 | +1.13 | +0.50 |
| Top 2% HS | | Top 15% WW | | Top 20% PAP | | Top 25% DOC | |
| Top 3% Claw | | Top 15% SC | | Top 20% Marb | | Top 25% CEM | |
| Top 4% UDDR | | Top 20% YW | | Top 20% \$M | | Top 25% MW | |
| Top 10% Teat | | Top 20% Angle | | Top 20% \$W | | Top 25% \$G | |




WR 100, YR 103
Dam Production: 2 WR 100, 2 YR 104
An Incentive son with an exceptional set of maternal EPDs including all feet and udder EPDs in the top 20% of the breed or better. He will make easy keeping daughters.

33 CAR Incentive N231

Calved: 01/19/25 Reg. #*21341229

| | | | | | | | |
|-------------------------------|-----------|----------------------------|-----------|--------------|-----------|-------------|-----------|
| Sitz Stellar 726D | | Mohren Substantial 272 | | | | | |
| SITZ Incentive 704H | | SITZ Pride 200B | | | | | |
| SITZ Barbaramere Nell 53F | | Sitz Invasion 574D | | | | | |
| | | SITZ Barbaramere Nell 105D | | | | | |
| CAR Hobson | | DL Sonic 444 | | | | | |
| CAR Heather Bloom K026 | | Diamond Perfection 481E | | | | | |
| CAR Heather Bloom H826 | | DL Sonic 444 | | | | | |
| | | CAR Heather Bloom F313 | | | | | |
| | | Act BW 205 Wt | | | | | |
| | | 365 Wt SC | | | | | |
| | | 1092 35cm | | | | | |
| | | \$W +95 | | | | | |
| | | \$B +157 | | | | | |
| | | \$C +255 | | | | | |
| CED | BW | WW | YW | Milk | CW | Marb | RE |
| +9 | +1.2 | +95 | +163 | +27 | +60 | +0.94 | +0.55 |
| Top 3% WW | | Top 4% \$W | | Top 15% RADG | | Top 15% HS | |
| Top 3% PAP | | Top 10% MW | | Top 15% YH | | Top 15% MH | |
| Top 4% YW | | | | | | | |



WR 110
Dam Production: 2 WR 100
Lot 33 has a well rounded set of EPDs highlighted by the top PAP EPD in the offering.

Jumbo Sons

34 CAR Jumbo N906

Calved: 01/28/25 Reg. *21303222

| | | | |
|---------------------------|---------------------------|--------|--------|
| Basin Payweight Plus 6048 | Basin Payweight 1682 | Act BW | 205 Wt |
| Basin Jumbo 1315 | EXAR Royal Lass 2810 | 104 | 721 |
| Basin Lucy 3150 | Basin Rainmaker P175 | 365 Wt | SC |
| | Basin Lucy 1667 | 1215 | 36cm |
| CAR PowerSource G104 | EXAR PowerSource 4723B | \$W | +53 |
| CAR Blackcap J703 | Diamond Lass 362Y | \$B | +163 |
| CAR Blackcap E505 | Diamond Tour of Duty 94C3 | \$C | +250 |
| | Diamond Blackcap 012C | | |

| CED | BW | WW | YW | Milk | CW | Marb | RE |
|-----|------|-----|------|------|-----|-------|-------|
| +2 | +3.8 | +81 | +141 | +15 | +64 | +0.65 | +0.96 |

Top 10% YH Top 10% MW Top 15% Angle Top 20% YW
 Top 10% Teat Top 10% MH Top 20% WW Top 25% RE
 Top 10% UDDR Top 15% SC

WR 100, YR 100

Dam Production: 2 YR 104

Lot 34 is a powerfully muscled bull that will add pounds to your calves in the fall.

37 CAR Jumbo N844

Calved: 01/25/25 Reg. *21303216

| | | | |
|---------------------------|--------------------------|--------|--------|
| Basin Payweight Plus 6048 | Basin Payweight 1682 | Act BW | 205 Wt |
| Basin Jumbo 1315 | EXAR Royal Lass 2810 | 84 | 710 |
| Basin Lucy 3150 | Basin Rainmaker P175 | 365 Wt | SC |
| | Basin Lucy 1667 | 1281 | 38cm |
| V A R Generation 2100 | Connealy Consensus 7229 | \$W | +78 |
| CAR Erica F317 | Sandpoint Blackbird 8809 | \$B | +194 |
| Diamond Erica 047A | Harrison Dash 0015 | \$C | +323 |
| | Diamond Erica X808 | | |

| CED | BW | WW | YW | Milk | CW | Marb | RE |
|-----|------|-----|------|------|-----|-------|-------|
| +4 | +2.6 | +80 | +138 | +30 | +71 | +0.94 | +1.12 |

Top 10% SC Top 15% PAP Top 20% RADG Top 25% YW
 Top 10% RE Top 15% Teat Top 20% UDDR Top 25% Milk
 Top 10% \$F Top 15% \$B Top 20% MW Top 25% \$W
 Top 15% DOC Top 15% \$C Top 20% MH Top 25% \$G
 Top 15% Claw Top 20% WW Top 20% CW

WR 106, YR 109

Dam Production: 5 YR 103

With 19 EPDs in the top 25% of the breed he showcases the multi-trait selection available in Carr Angus sires.

35 CAR Jumbo N848

Calved: 02/04/25 Reg. *21343517

| | | | |
|---------------------------|-------------------------|--------|--------|
| Basin Payweight Plus 6048 | Basin Payweight 1682 | Act BW | 205 Wt |
| Basin Jumbo 1315 | EXAR Royal Lass 2810 | 87 | 700 |
| Basin Lucy 3150 | Basin Rainmaker P175 | 365 Wt | SC |
| | Basin Lucy 1667 | 1204 | 36cm |
| EXAR PowerSource 4723B | EXAR Denver 2002B | \$W | +60 |
| CAR Pamela F211 | EXAR Lucy 2944 | \$B | +149 |
| CVC Pamela Z50 | B P F Special Focus 504 | \$C | +256 |
| | Basin Pamela 0390 | | |

| CED | BW | WW | YW | Milk | CW | Marb | RE |
|-----|------|-----|------|------|-----|-------|-------|
| +14 | +0.4 | +64 | +115 | +24 | +49 | +0.71 | +0.82 |

Top 1% CEM Top 4% CED Top 10% Teat

WR 104, YR 103

Dam Production: 6 BR 98, 3 YR 102

His calving ease goes back generations as his granddam posted 8 calves with an average BR of 90 and WR of 103.

38 CAR Jumbo N737

Calved: 01/23/25 Reg. *21303200

| | | | |
|---------------------------|--------------------------|--------|--------|
| Basin Payweight Plus 6048 | Basin Payweight 1682 | Act BW | 205 Wt |
| Basin Jumbo 1315 | EXAR Royal Lass 2810 | 82 | 645 |
| Basin Lucy 3150 | Basin Rainmaker P175 | 365 Wt | SC |
| | Basin Lucy 1667 | 1215 | 39cm |
| V A R Generation 2100 | Connealy Consensus 7229 | \$W | +77 |
| CAR Lucy E425 | Sandpoint Blackbird 8809 | \$B | +166 |
| CVC Lucy B031 | Brusett Progress 36Z | \$C | +285 |
| | Basin Lucy 0311 | | |

| CED | BW | WW | YW | Milk | CW | Marb | RE |
|-----|------|-----|------|------|-----|-------|-------|
| +8 | +0.2 | +70 | +126 | +30 | +53 | +0.96 | +0.68 |

Top 25% RADG Top 25% Milk Top 25% Teat Top 25% \$W
 Top 25% SC

BR 98, YR 104

Dam Production: 7 BR 97

Lot 38 brings you a calving ease selection without sacrificing growth. His proven Lucy dam has raised 7 low birth calves.

36 CAR Jumbo N009

Calved: 02/04/25 Reg. *21303088

| | | | |
|---------------------------|-----------------------|--------|--------|
| Basin Payweight Plus 6048 | Basin Payweight 1682 | Act BW | 205 Wt |
| Basin Jumbo 1315 | EXAR Royal Lass 2810 | 105 | 724 |
| Basin Lucy 3150 | Basin Rainmaker P175 | 365 Wt | SC |
| | Basin Lucy 1667 | 1194 | 36cm |
| JVC Cavalry V3326 | Connealy Cavalry 1149 | \$W | +77 |
| CAR Clova Pride H814 | Brusett Forever W857 | \$B | +180 |
| Rich Clova Pride 0648 | DL Sonic 444 | \$C | +283 |
| | R&S Clova Pride 4230 | | |

| CED | BW | WW | YW | Milk | CW | Marb | RE |
|-----|------|-----|------|------|-----|-------|-------|
| +5 | +3.5 | +89 | +164 | +27 | +75 | +0.87 | +0.68 |

Top 3% YW Top 10% SC Top 15% \$F Top 25% Teat
 Top 10% WW Top 10% MW Top 25% YH Top 25% \$W
 Top 10% RADG Top 15% CW Top 25% Claw Top 25% \$B

WR 108, YR 102

Dam Production: 4 WR 101, 3 YR 103

A thick built, strong topped bull.

39 CAR Jumbo N738

Calved: 01/29/25 Reg. *21303201

| | | | |
|---------------------------|--------------------------|--------|--------|
| Basin Payweight Plus 6048 | Basin Payweight 1682 | Act BW | 205 Wt |
| Basin Jumbo 1315 | EXAR Royal Lass 2810 | 78 | 686 |
| Basin Lucy 3150 | Basin Rainmaker P175 | 365 Wt | SC |
| | Basin Lucy 1667 | 1136 | 42cm |
| V A R Generation 2100 | Connealy Consensus 7229 | \$W | +69 |
| CAR Lucy E524 | Sandpoint Blackbird 8809 | \$B | +159 |
| CAR Lucy C074 | Diamond Icon 6a39 | \$C | +274 |
| | Basin Lucy 0511 | | |

| CED | BW | WW | YW | Milk | CW | Marb | RE |
|-----|------|-----|------|------|-----|-------|-------|
| +10 | -0.1 | +73 | +121 | +18 | +55 | +0.59 | +1.01 |

Top 5% CEM Top 20% RE Top 25% DMI Top 25% Teat
 Top 20% CED Top 25% BW Top 25% SC

Twin. WR 102

Dam Production: 6 BR 98, 6 WR 101, 5 YR 101

With one of the largest scrotal measurements in the sale this bull is ready to get the job done.

Calving Ease with Elite Carcass

40 CAR Trail Boss N340

| | | | | | | | |
|--------------------------|------|--------------------------|------|-------------------------|-----|----------------|------|
| Calved: 02/04/25 | | Poss Rawhide | | Poss Maverick | | Reg. *21482489 | |
| Lost Lake Trail Boss K69 | | Nanas Generation F45 LLR | | Poss Blueblood 6502 | | Act BW 205 Wt | |
| | | 8N Generation 667 | | Pot Shot Nana D127 LLR | | 79 824 | |
| | | DL Sonic 444 | | Diamond Perfection 481E | | 365 Wt SC | |
| CAR Hobson | | CAR Pattie Kelton L936 | | Basin Rainmaker B200 | | 1293 41cm | |
| CAR Pattie Kelton G525 | | A A R Pattie Kelton 5407 | | A A R Blackbird 3804 | | \$W +93 | |
| | | | | | | \$B +144 | |
| | | | | | | \$C +256 | |
| CED | BW | WW | YW | Milk | CW | Marb | RE |
| +4 | +1.6 | +90 | +146 | +26 | +64 | +7.9 | +4.7 |
| Top 3% YH | | Top 10% WW | | Top 10% FL | | Top 15% MH | |
| Top 4% PAP | | Top 10% Teat | | Top 15% YW | | Top 25% MW | |
| Top 5% \$W | | | | | | | |

WR 123, YR 110

Dam Production: 1 WR 123, 1 YR 110

Lot 40 is a big scrotal bull with tremendous growth and production EPDs along with great individual performance.

41 CAR Trail Boss N352

| | | | | | | | |
|--------------------------|------|--------------------------|------|--------------------------|-----|----------------|------|
| Calved: 02/03/25 | | Poss Rawhide | | Poss Maverick | | Reg. *21303165 | |
| Lost Lake Trail Boss K69 | | Nanas Generation F45 LLR | | Poss Blueblood 6502 | | Act BW 205 Wt | |
| | | 2XL Bronc 8153 | | Diamond Enchantress 4D03 | | 63 740 | |
| | | WR Journey-1X74 | | Basin Erica 0717V | | 365 Wt SC | |
| Diamond Bronc 664J | | CAR Erica L518 | | R&S Crystal Chloe 4252 | | 1220 33cm | |
| CAR Erica C024 | | Basin Erica 0717V | | R&S Crystal Chloe 2164 | | \$W +103 | |
| | | | | | | \$B +169 | |
| | | | | | | \$C +327 | |
| CED | BW | WW | YW | Milk | CW | Marb | RE |
| +12 | -0.7 | +90 | +147 | +28 | +71 | +9.0 | +8.9 |
| Top 1% \$M | | Top 10% WW | | Top 15% YW | | Top 15% \$C | |
| Top 1% \$W | | Top 10% HP | | Top 15% CEM | | Top 20% CW | |
| Top 3% DOC | | Top 15% BW | | Top 15% UDDR | | Top 25% Angle | |
| Top 10% CED | | | | | | | |

BR 85, WR 110, YR 104

Dam Production: 1 BR 85, 1 WR 110, 1 YR 104

With both his \$M and \$W in the top 1% of the breed he will produce daughters that will positively impact your bottom line for generations.

42 CAR Majority N216

| | | | | | | | |
|--------------------|------|---------------------------|------|--------------------------|-----|----------------|-------|
| Calved: 01/28/25 | | Connealy Clarity | | Cherry Creek Land Grant | | Reg. *21341206 | |
| FHCC Majority 1551 | | Woodland Blackcap Lady 84 | | Breshie of Conanga 6988 | | Act BW 205 Wt | |
| | | G A R Sure Fire | | Basin Blackcap Lady 0172 | | 84 698 | |
| | | Sitz Logo 6197 | | Diamond Hoover Dame E235 | | 365 Wt SC | |
| Diamond Logo 707H | | CAR Lucy K088 | | SydGen Enhance | | 1146 37cm | |
| CAR Lucy G606 | | CAR Lucy D305 | | CAR Blackcap H731 | | \$W +110 | |
| | | | | | | \$B +248 | |
| | | | | | | \$C +401 | |
| CED | BW | WW | YW | Milk | CW | Marb | RE |
| +6 | +1.8 | +95 | +169 | +39 | +97 | +1.41 | +1.21 |
| Top 1% DOC | | Top 1% \$C | | Top 5% \$G | | Top 10% Marb | |
| Top 1% CW | | Top 2% YW | | Top 10% YH | | Top 10% RE | |
| Top 1% \$W | | Top 2% Milk | | Top 10% SC | | Top 25% HS | |
| Top 1% \$F | | Top 3% WW | | Top 10% MH | | Top 25% \$M | |
| Top 1% \$B | | Top 4% RADG | | | | | |

WR 104

Dam Production: 2 WR 115

Lot 42 posts the highest \$B and \$C in the offering and records 16 EPDs in the top 10% of the breed.

43 CAR Mahomes N031

| | | | | | | | |
|--------------------|------|------------------------|------|----------------------|-----|----------------|------|
| Calved: 01/24/25 | | Poss Deadwood | | Poss Maverick | | Reg. *21341243 | |
| 3/O Mahomes | | HR Evergreen 9169 | | Poss Ellunamere 399 | | Act BW 205 Wt | |
| | | Diamond Cowboy Up E368 | | SydGen Enhance | | 84 711 | |
| | | A A R Blackbird 8881 | | HR Evergreen 7655 | | 365 Wt SC | |
| CAR Blackbird H849 | | A A R Blackbird 3804 | | HA Cowboy Up 5405 | | 1357 40cm | |
| | | | | Diamond Lucy 988Z | | \$W +83 | |
| | | | | A A R Frontman 3132 | | \$B +210 | |
| | | | | A A R Blackbird 8881 | | \$C +313 | |
| CED | BW | WW | YW | Milk | CW | Marb | RE |
| +13 | +0.6 | +88 | +167 | +28 | +81 | +1.15 | +7.2 |
| Top 1% RADG | | Top 3% Angle | | Top 10% Fat | | Top 15% \$G | |
| Top 1% CEM | | Top 3% MW | | Top 10% \$F | | Top 20% Marb | |
| Top 2% YW | | Top 10% CED | | Top 10% \$B | | Top 20% \$C | |
| Top 2% YH | | Top 10% WW | | Top 15% SC | | Top 25% UDDR | |
| Top 2% MH | | Top 10% CW | | Top 15% \$W | | | |

WR 106, YR 116

Dam Production: 4 WR 112, 3 YR 108

Lot 43 posted the most gain between actual weaning and yearling weights in the sale group.

44 CAR Mahomes N912

| | | | | | | | |
|------------------------|------|-------------------------|------|--------------------------|-----|----------------|------|
| Calved: 01/22/25 | | Poss Deadwood | | Poss Maverick | | Reg. *21341405 | |
| 3/O Mahomes | | HR Evergreen 9169 | | Poss Ellunamere 399 | | Act BW 205 Wt | |
| | | Diamond Breakout D410 | | SydGen Enhance | | 79 674 | |
| | | Rich Crystal Chloe 2289 | | HR Evergreen 7655 | | 365 Wt SC | |
| R&S Crystal Chloe 4252 | | R&S Crystal Chloe 2164 | | Worthington Breakout | | 1130 40cm | |
| | | | | Diamond Blackbird 090B | | \$W +83 | |
| | | | | Diamond Image Maker 58U2 | | \$B +205 | |
| | | | | R&S Crystal Chloe 2164 | | \$C +320 | |
| CED | BW | WW | YW | Milk | CW | Marb | RE |
| +14 | +0.1 | +73 | +139 | +39 | +78 | +8.7 | +9.1 |
| Top 1% CEM | | Top 5% Angle | | Top 10% \$B | | Top 15% \$C | |
| Top 2% RADG | | Top 10% SC | | Top 15% YH | | Top 25% BW | |
| Top 2% Milk | | Top 10% MH | | Top 15% Claw | | Top 25% YW | |
| Top 3% \$F | | Top 10% CW | | Top 15% \$W | | Top 25% Fat | |
| Top 4% CED | | | | | | | |

BR 94, WR 100

Dam Production: 5 BR 91, 4 WR 101

His dam consistently calves light and on time with 5 calves averaging 73 pounds at birth and a 352 day calving interval.

45 CAR Spur N237

| | | | | | | | |
|-------------------|------|----------------------|------|--------------------------|-----|----------------|------|
| Calved: 01/30/25 | | Vermilion Spur E143 | | Connealy Spur | | Reg. *21303128 | |
| CAR Spur L610 | | CAR Clova Pride D410 | | Vermilion Blackbird 4468 | | Act BW 205 Wt | |
| | | 2XL Bronc 8153 | | RB Black Ranger 458 | | 86 698 | |
| | | CAR Blackcap K037 | | Rich Clova Pride 5014 | | 365 Wt SC | |
| CAR Blackcap H731 | | CAR Blackcap H731 | | Baldrige Bronc | | 1293 37cm | |
| | | | | 2XL Clova Pride 6230 | | \$W +93 | |
| | | | | EXAR PowerSource 4723B | | \$B +193 | |
| | | | | CAR Blackcap E218 | | \$C +337 | |
| CED | BW | WW | YW | Milk | CW | Marb | RE |
| +12 | +0.2 | +77 | +138 | +37 | +71 | +1.10 | +8.7 |
| Top 3% Milk | | Top 10% \$C | | Top 15% \$B | | Top 25% YW | |
| Top 5% \$W | | Top 15% DOC | | Top 20% HP | | Top 25% Marb | |
| Top 10% CED | | Top 15% \$M | | Top 20% CW | | Top 25% \$G | |
| Top 10% CEM | | Top 15% \$F | | | | | |

WR 104, YR 110

Dam Production: 1 WR 104, 1 YR 110

Bronc daughters like the dam of Lot 45, have been some of our best young cows and are going to have a heavy influence on our herd moving forward.

Bred for Longevity

46 CAR Armstrong N110

| | | | | | | | |
|--------------------------------|-------------|-------------------------|-------------|----------------|-------------|-------------|------------|
| Calved: 01/27/25 | | SydGen Blueprint | | Reg. *21342433 | | | |
| S Architect 9501 | | S Blossom 7514 | | Act BW | 205 Wt | | |
| S Armstrong | | | | 80 | 635 | | |
| S Queen Essa 7149 | | S Foundation 514 | | 365 Wt | SC | | |
| | | S Queen Essa 960 | | 1232 | 40cm | | |
| Cherry Crk Powerpoint F301 S | | S Powerpoint WS 5503 | | \$W | +75 | | |
| Cherry Crk Carrie I25 S | | Ms CC Dianna 5372 0143M | | \$B | +172 | | |
| Cherry Crk Carrie G1 S | | SydGen FATE 2800 | | \$C | +302 | | |
| Cherry Crk Carrie 28 E27 S | | | | | | | |
| CED | BW | WW | YW | Milk | CW | Marb | RE |
| +10 | +0.2 | +75 | +132 | +24 | +69 | +82 | +76 |
| Top 4% SC | | Top 10% UDDR | | Top 20% CW | | Top 25% \$F | |
| Top 4% HP | | Top 20% CED | | Top 25% \$M | | Top 25% \$C | |
| Top 10% Teat | | | | | | | |

BR 96, YR 105

Dam Production: 3 BR 99, 2 YR 102

Lot 46 is a wide bodied, heavy volume bull that has really performed well at the feedlot.

49 CAR Armstrong N040

| | | | | | | | |
|-----------------------|-------------|---------------------------|-------------|----------------|-------------|--------------|------------|
| Calved: 01/30/25 | | SydGen Blueprint | | Reg. *21342434 | | | |
| S Architect 9501 | | S Blossom 7514 | | Act BW | 205 Wt | | |
| S Armstrong | | | | 88 | 642 | | |
| S Queen Essa 7149 | | S Foundation 514 | | 365 Wt | SC | | |
| | | S Queen Essa 960 | | 1167 | 35cm | | |
| CAR Payweight D421 | | Basin Payweight 4249 | | \$W | +94 | | |
| CAR Erica H642 | | CVC Lass B104 | | \$B | +160 | | |
| CAR Erica D428 | | Benchmark Foundation 213A | | \$C | +282 | | |
| CVC Erica B090 | | | | | | | |
| CED | BW | WW | YW | Milk | CW | Marb | RE |
| +0 | +1.2 | +84 | +142 | +33 | +64 | +78 | +75 |
| Top 4% \$W | | Top 15% WW | | Top 15% Angle | | Top 15% Milk | |
| Top 10% MH | | Top 15% YH | | Top 15% HS | | Top 20% YW | |
| Top 10% Fat | | | | | | | |

YR 100

Another Armstrong son that combines moderate birth with performance.

47 CAR Armstrong N850

| | | | | | | | |
|------------------------------|-------------|----------------------|-------------|----------------|-------------|---------------|--------------|
| Calved: 01/26/25 | | SydGen Blueprint | | Reg. *21342437 | | | |
| S Architect 9501 | | S Blossom 7514 | | Act BW | 205 Wt | | |
| S Armstrong | | | | 88 | 705 | | |
| S Queen Essa 7149 | | S Foundation 514 | | 365 Wt | SC | | |
| | | S Queen Essa 960 | | 1215 | 42cm | | |
| DL Sonic 444 | | KG Solution 0018 | | \$W | +60 | | |
| Rich Enchantress 4618 | | DL Barbara 792 | | \$B | +153 | | |
| Rich Enchantress 7504 | | Diamond Payload 982S | | \$C | +264 | | |
| Diamond Enchantress 4487 | | | | | | | |
| CED | BW | WW | YW | Milk | CW | Marb | RE |
| +7 | +1.3 | +76 | +123 | +12 | +59 | +48 | +1.09 |
| Top 1% UDDR | | Top 15% Teat | | Top 15% RE | | Top 25% Angle | |
| Top 5% Fat | | | | | | | |

WR 105, YR 104

Dam Production: 6 BR 99, 3 YR 108

Lot 47 brings maternal traits and functionality to the mix, backed by an Enchantress cow purchased from Jed Stevenson's dispersal.

50 CAR Versatile N321

| | | | | | | | |
|------------------------------|-------------|--------------------------|-------------|---------------|-------------|-------------|------------|
| Calved: 01/28/25 | | Baldrige Forecaster B160 | | Reg. 21303154 | | | |
| Baldrige Versatile | | Baldrige Blackbird A030 | | Act BW | 205 Wt | | |
| CAR Versatile L832 | | | | 75 | 728 | | |
| CAR Camilla F086 | | Basin Advance 3134 | | 365 Wt | SC | | |
| | | Basin Camilla 0227 | | 1176 | 36cm | | |
| Hoover Dam | | SydGen C C & 7 | | \$W | +57 | | |
| Rich Clova Pride 1023 | | Erica of Ellston C124 | | \$B | +143 | | |
| R&S Clova Pride 1421 | | SD Wagon Train | | \$C | +234 | | |
| R&S Clova Pride 9901 | | | | | | | |
| CED | BW | WW | YW | Milk | CW | Marb | RE |
| +7 | +1.6 | +67 | +120 | +24 | +47 | +66 | +69 |
| Top 20% Angle | | Top 25% Claw | | Top 25% MW | | Top 25% Fat | |

Twin. BR 99, WR 108, YR 100

Dam Production: 10 BR 99, 10 WR 102, 7 YR 104

His 13 year old dam has been easy keeping and reliably brings in a big calf every year.

48 CAR Armstrong N611

| | | | | | | | |
|------------------------------|-------------|------------------|-------------|----------------|-------------|-------------|------------|
| Calved: 02/01/25 | | SydGen Blueprint | | Reg. *21342445 | | | |
| S Architect 9501 | | S Blossom 7514 | | Act BW | 205 Wt | | |
| S Armstrong | | | | 87 | 646 | | |
| S Queen Essa 7149 | | S Foundation 514 | | 365 Wt | SC | | |
| | | S Queen Essa 960 | | 1078 | 39cm | | |
| DL Sonic 444 | | KG Solution 0018 | | \$W | +92 | | |
| Diamond Blackcap 413D | | DL Barbara 792 | | \$B | +146 | | |
| Diamond Blackcap 073B | | Hoover Home Run | | \$C | +279 | | |
| Diamond Blackcap 872X | | | | | | | |
| CED | BW | WW | YW | Milk | CW | Marb | RE |
| +9 | -0.1 | +76 | +132 | +34 | +60 | +50 | +67 |
| Top 1% SC | | Top 10% \$M | | Top 15% Angle | | Top 25% HS | |
| Top 10% Milk | | Top 10% \$W | | Top 25% BW | | Top 25% CEM | |
| Top 10% Fat | | Top 15% Claw | | | | | |

Dam Production: 7 WR 105

With a \$M in the top 10% of the breed and Claw and Foot Angle EPDs in the top 15%, Lot 48 will produce problem free daughters.

51 CAR Versatile N219

| | | | | | | | |
|---------------------------|-------------|--------------------------|-------------|----------------|-------------|--------------|------------|
| Calved: 02/24/25 | | Baldrige Forecaster B160 | | Reg. *21303121 | | | |
| Baldrige Versatile | | Baldrige Blackbird A030 | | Act BW | 205 Wt | | |
| CAR Versatile L832 | | | | 78 | 749 | | |
| CAR Camilla F086 | | Basin Advance 3134 | | 365 Wt | SC | | |
| | | Basin Camilla 0227 | | 1272 | 41cm | | |
| EXAR Monumental 6056B | | 3F Epic 4631 | | \$W | +87 | | |
| CAR Lucy K800 | | FWY 7008 of C085 4029 | | \$B | +154 | | |
| CAR Lucy 400F | | Basin Rainmaker B200 | | \$C | +261 | | |
| CVC Lucy B106 | | | | | | | |
| CED | BW | WW | YW | Milk | CW | Marb | RE |
| +11 | +0.1 | +81 | +139 | +29 | +58 | +1.10 | +30 |
| Top 10% HS | | Top 20% WW | | Top 25% YW | | Top 25% CEM | |
| Top 10% \$W | | Top 25% BW | | Top 25% YH | | Top 25% Marb | |
| Top 15% CED | | | | | | | |

BR 96, WR 111, YR 108

Dam Production: 2 BR 99, 2 WR 113, 1 YR 108

One of the youngest bulls in the offering, he has performed very well and is an excellent low birth option.

Low Birth Hobson Sons

52 CAR Hobson N322

| | | | | | | | |
|---------------------------|-------------|---------------------------|-------------|----------------|-------------|-------------|------------|
| Calved: 01/17/25 | | KG Solution 0018 | | Reg. *21303155 | | | |
| DL Sonic 444 | | DL Barbara 792 | | Act BW | 205 Wt | | |
| CAR Hobson | | Still in the Rough 201 | | 79 | 768 | | |
| Diamond Perfection 481E | | Diamond Perfection 0224 | | 365 Wt | SC | | |
| | | Deer Valley Growth Fund | | 1365 | 36cm | | |
| HHR Jailbreak H111 | | HHR Bonnie 31A | | \$W | +71 | | |
| CAR Barbara K L917 | | JVC Cavalry V3326 | | \$B | +158 | | |
| Diamond Barbara K G344 | | Mill Coulee Barbara K 905 | | \$C | +250 | | |
| CED | BW | WW | YW | Milk | CW | Marb | RE |
| +10 | -1.0 | +85 | +159 | +19 | +66 | +83 | +15 |
| Top 3% MW | | Top 10% BW | | Top 10% CEM | | Top 20% DOC | |
| Top 4% PAP | | Top 10% RADG | | Top 15% WW | | Top 20% HS | |
| Top 5% YW | | Top 10% HP | | Top 20% CED | | Top 20% MH | |
| Top 5% SC | | | | | | | |

WR 114, YR 116

Dam Production: 1 WR 114, 1 YR 116

A heifer bull prospect that traces its maternal lineage back to the great Mill Coulee Barbara K 905 cow.

55 CAR Hobson N317

| | | | | | | | |
|-------------------------|-------------|-------------------------|-------------|----------------|-------------|-------------|------------|
| Calved: 01/20/25 | | KG Solution 0018 | | Reg. *21303152 | | | |
| DL Sonic 444 | | DL Barbara 792 | | Act BW | 205 Wt | | |
| CAR Hobson | | Still in the Rough 201 | | 77 | 706 | | |
| Diamond Perfection 481E | | Diamond Perfection 0224 | | 365 Wt | SC | | |
| | | Baldrige Bronc | | 1277 | 37cm | | |
| 2XL Bronc 8153 | | 2XL Clova Pride 6230 | | \$W | +82 | | |
| CAR Lucy L576 | | Basin Advance 3134 | | \$B | +169 | | |
| CAR Lucy D205 | | CVC Lucy Z45 | | \$C | +306 | | |
| CED | BW | WW | YW | Milk | CW | Marb | RE |
| +12 | -1.2 | +84 | +146 | +20 | +65 | +99 | +37 |
| Top 10% CED | | Top 10% CEM | | Top 15% YW | | Top 20% \$W | |
| Top 10% BW | | Top 15% WW | | Top 15% \$M | | Top 25% \$C | |
| Top 10% HP | | | | | | | |

WR 105, YR 109

Dam Production: 1 WR 105, 1 YR 109

Combining the CAR Hobson with the 2XL Bronc, he offers an excellent combination of calving ease and maternal value.

53 CAR Hobson N051

| | | | | | | | |
|----------------------------|-------------|-------------------------|------------|----------------|-------------|---------------|------------|
| Calved: 02/16/25 | | DL Sonic 444 | | Reg. *21303100 | | | |
| CAR Hobson | | Diamond Perfection 481E | | Act BW | 205 Wt | | |
| CAR Hobson L676 | | EXAR Stud 4658B | | 82 | 720 | | |
| CAR Blackcap Lady F602 | | CAR Blackcap Lady D306 | | 365 Wt | SC | | |
| | | Connealy Spur | | 1214 | 35cm | | |
| Diamond Spur F278 | | JVC Countess C32 | | \$W | +67 | | |
| CAR Buxom Maid H811 | | S Whitlock 179 | | \$B | +124 | | |
| Rich Buxom Maid 4218 | | R&S Buxom Maid 9864 | | \$C | +259 | | |
| CED | BW | WW | YW | Milk | CW | Marb | RE |
| +17 | -3.0 | +51 | +94 | +34 | +38 | +57 | +34 |
| Top 1% CED | | Top 10% CEM | | Top 10% \$EN | | Top 20% PAP | |
| Top 2% BW | | Top 10% Milk | | Top 15% HS | | Top 25% Angle | |
| Top 4% \$M | | Top 10% FL | | Top 20% DMI | | Top 25% HP | |

BR 98, WR 107, YR 103

Dam Production: 3 WR 104, 1 YR 103

With the highest CED in this offering his calves will come extremely easy.

56 CAR Hobson N357

| | | | | | | | |
|-------------------------|-------------|--------------------------|-------------|----------------|-------------|-------------|------------|
| Calved: 01/19/25 | | KG Solution 0018 | | Reg. *21303169 | | | |
| DL Sonic 444 | | DL Barbara 792 | | Act BW | 205 Wt | | |
| CAR Hobson | | Still in the Rough 201 | | 86 | 761 | | |
| Diamond Perfection 481E | | Diamond Perfection 0224 | | 365 Wt | SC | | |
| | | Sitz Logo 6197 | | 1103 | 36cm | | |
| Diamond Logo 707H | | Diamond Hoover Dame E235 | | \$W | +88 | | |
| CAR Erica L428 | | Basin Payweight 107S | | \$B | +165 | | |
| CVC Erica B090 | | Basin Erica 0716V | | \$C | +276 | | |
| CED | BW | WW | YW | Milk | CW | Marb | RE |
| +3 | +2.2 | +93 | +157 | +27 | +75 | +50 | +94 |
| Top 3% DOC | | Top 10% YW | | Top 15% HP | | Top 20% Fat | |
| Top 3% MW | | Top 10% YH | | Top 15% CW | | Top 20% \$F | |
| Top 4% WW | | Top 10% \$W | | Top 20% RADG | | Top 25% RE | |
| Top 4% MH | | | | | | | |

WR 113 Dam Production: 1 WR 113

Lot 56 offers explosive growth that will help pack on the pounds that write the check in the Fall.

54 CAR Hobson N349

| | | | | | | | |
|-------------------------|-----------|--------------------------|-------------|----------------|-------------|-------------|------------|
| Calved: 01/11/25 | | KG Solution 0018 | | Reg. *21303163 | | | |
| DL Sonic 444 | | DL Barbara 792 | | Act BW | 205 Wt | | |
| CAR Hobson | | Still in the Rough 201 | | 63 | 746 | | |
| Diamond Perfection 481E | | Diamond Perfection 0224 | | 365 Wt | SC | | |
| | | 2XL Bronc 8153 | | 1231 | 36cm | | |
| Diamond Bronc 664J | | Diamond Enchantress 4D03 | | \$W | +77 | | |
| CAR Essa L207 | | Basin Payweight 107S | | \$B | +126 | | |
| Diamond Essa Z22 | | Basin Essa 0611V | | \$C | +225 | | |
| CED | BW | WW | YW | Milk | CW | Marb | RE |
| +6 | +0 | +75 | +136 | +27 | +45 | +66 | +56 |
| Top 15% RADG | | Top 15% PAP | | Top 25% YW | | Top 25% \$W | |
| Top 15% DOC | | Top 25% BW | | | | | |

BR 85, WR 111, YR 105

Dam Production: 1 BR 85, 1 WR 111, 1 YR 105

Another calving ease with growth Hobson son out of the Bronc daughters we really like.

57 CAR Hobson N394

| | | | | | | | |
|-------------------------|-------------|-------------------------|-------------|----------------|-------------|--------------|------------|
| Calved: 01/17/25 | | KG Solution 0018 | | Reg. *21303180 | | | |
| DL Sonic 444 | | DL Barbara 792 | | Act BW | 205 Wt | | |
| CAR Hobson | | Still in the Rough 201 | | 79 | 702 | | |
| Diamond Perfection 481E | | Diamond Perfection 0224 | | 365 Wt | SC | | |
| | | HA Cowboy Up 5405 | | 1233 | 33cm | | |
| CAR Cowboy Up H509 | | CAR Miss Alta C907 | | \$W | +62 | | |
| CAR Lucy L636 | | V A R Generation 2100 | | \$B | +168 | | |
| CAR Lucy D020 | | Basin Lucy 0588 | | \$C | +286 | | |
| CED | BW | WW | YW | Milk | CW | Marb | RE |
| +9 | -1.3 | +70 | +129 | +20 | +53 | +1.04 | +43 |
| Top 3% DOC | | Top 10% PAP | | Top 25% SC | | Top 25% Marb | |
| Top 10% BW | | Top 15% RADG | | | | | |

WR 104, YR 105

Dam Production: 1 WR 104, 1 YR 105

A negative birthweight heifer bull with excellent docility.

Backed by Powerful Cow Families

58 CAR Cowboy Up N015

Calved: 02/24/25
 CAR Cowboy Up H509
CAR Cowboy Up L738
 CAR Lucy E524

2XL Bronc 8153
Diamond Trojan Erica 385H
 Diamond Trojan Erica 0824

HA Cowboy Up 5405
 CAR Miss Alta C907
 V A R Generation 2100
 CAR Lucy C074
 Baldrige Bronc
 2XL Clova Pride 6230
 21AR Roundup 7005
 Diamond Trojan Erica 2u04

Reg. *21303091

| Act BW | 205 Wt |
|--------|--------|
| 88 | 727 |
| 365 Wt | SC |
| 1273 | 37cm |
| \$W | +62 |
| \$B | +127 |
| \$C | +220 |

| CED | BW | WW | YW | Milk | CW | Marb | RE |
|-----|------|-----|------|------|-----|------|------|
| +3 | +1.0 | +71 | +129 | +24 | +46 | +.53 | +.33 |

Top 15% FL Top 15% MW Top 25% Claw

WR 108, YR 108

Dam Production: 2 WR 110, 2 YR 108

The maternal brother to Lot 58 was the leadoff bull in our 2024 sale and the highest selling bull ever here at Carr Angus.

60 CAR Bronc N820

Calved: 02/07/25
 2XL Bronc 8153
CAR Bronc K036
 CAR Enchantress H629

EXAR PowerSource 4723B
 EXAR Enchantress D023
 EXAR PowerSource 4723B
CAR Blackcap F307
 CVC Blackcap A59

Baldrige Bronc
 2XL Clova Pride 6230
 EXAR Denver 2002B
 EXAR Lucy 2944
 Basin Credence 184X
 Basin Blackcap 0281

Reg. *21303211

| Act BW | 205 Wt |
|--------|--------|
| 86 | 672 |
| 365 Wt | SC |
| 1211 | 35cm |
| \$W | +76 |
| \$B | +202 |
| \$C | +341 |

| CED | BW | WW | YW | Milk | CW | Marb | RE |
|-----|------|-----|------|------|-----|-------|------|
| +12 | +0.1 | +68 | +115 | +31 | +64 | +1.33 | +.78 |

Top 10% CED Top 10% MH Top 15% Marb Top 20% Milk
 Top 10% HP Top 10% \$C Top 15% \$F Top 25% BW
 Top 10% CEM Top 15% DMI Top 15% \$G Top 25% \$M
 Top 10% FL Top 15% YH Top 15% \$B

WR 100, YR 103

Dam Production: 6 BR 98, 5 WR 104

A surefire heifer bull, his granddam has had 10 calves with an average birthweight of 78 pounds and posts an average nursing ratio of 113.

59 CAR Cowboy Up N148

Calved: 02/11/25
 CAR Cowboy Up H509
CAR Cowboy Up L738
 CAR Lucy E524

CAR Hobson
CAR Ruby J640
 CAR Ruby D206

HA Cowboy Up 5405
 CAR Miss Alta C907
 V A R Generation 2100
 CAR Lucy C074
 DL Sonic 444
 Diamond Perfection 481E
 EXAR EZX 3772B
 CVC Ruby Z16

Reg. *21303117

| Act BW | 205 Wt |
|--------|--------|
| 84 | 729 |
| 365 Wt | SC |
| 1332 | 35cm |
| \$W | +67 |
| \$B | +145 |
| \$C | +232 |

| CED | BW | WW | YW | Milk | CW | Marb | RE |
|-----|------|-----|------|------|-----|------|------|
| +7 | +0.9 | +68 | +126 | +28 | +48 | +.95 | +.22 |

Top 25% HS

WR 108, YR 113

Dam Production: 3 WR 101, 2 YR 110

L148 is a thick built bull from an impressive young Hobson daughter.



Thank you to all our customers and folks who help make our sale possible!



For pictures and videos please log into www.carrangus.com or www.frontierlivesale.com.



Box 184 - Hobson, MT 59452

Clint & Valerie Carr

(406) 350-4444

Kyle & Stephanie Carr

(406) 570-4264

Time Sensitive Material

FIRST CLASS

Join us in Hobson!
1:00 Thursday, April 9th

Bulls that check ALL the boxes!



60 head Sell!

www.CarrAngus.com